

Romeo Community Schools
School Climate Surveys

2024

**Report of Findings and
*Comparisons of 2022 and 2024
Survey Results***



Romeo Community Schools
School Climate Surveys
Report of Findings

Table of Contents

Background	Page 1
Overview of Findings	Page 2
Comparison of agree-disagree statements by survey questionnaire	Page 4

Romeo Community Schools *School Climate Surveys*

Background

During December 2023, Romeo Community Schools (RCS) administered the second series of school climate surveys to students, parents, and school staff.

The purpose of the surveys was to provide the school district with an overall understanding of the perceptions of RCS students, parents, and school staff related to school climate and to compare the 2024 data to the 2022 climate survey.

School climate encompasses the social, emotional, and physical characteristics of a school community. Research shows that school climate factors have an impact on a student's sense of belonging, access to opportunities, and academic achievement.

Included in the series were surveys of:

- Instructional Staff
- Students in grades 3-5
- Students in grades 6-12
- Parents

Survey questionnaires were completed by:

- 426 Instructional Staff
- 925 Students in grades 3-5
- 2,454 Students in grades 6-12
- 1,304 Parents

The *2024 Overview of Findings* that follows provides a broad perspective summary of comparable survey responses.

The survey questionnaires were designed by MISchoolresearch in cooperation with the School Climate Committee of Romeo Community Schools. All data were gathered, tabulated, analyzed, and presented to Romeo Community Schools for review, analysis, and development of appropriate action initiatives by RCS administrators and staff.

Romeo Community Schools *School Climate Surveys*

Overview of Findings

During the first four months of the 2024 calendar year, MISchoolresearch and Romeo Community Schools worked together to analyze and cross-tabulate the data collected in the 2023 climate surveys. Key Findings of the survey data can be found in the Executive Summary located on the school district's website.

All things considered, the school climate in Romeo is healthy. That is the way the 2022 climate survey was summarized. A similar summary is appropriate for the 2024 school climate survey.

The school climate surveys conducted by Romeo Community Schools provided thousands of informational data points for review by school district staff members. To assist readers in using the information from the 2024 *Overview of Findings*, this overview provides a side-by-side comparison of data for comparable questions contained in both the 2024 and 2022 survey questionnaires.

All of the comparable questions have similar wording and were presented in the first person. For example, in the Instructional Staff survey, question #1 reads as follows: *Most of my students enjoy coming to school*. In the student surveys, the wording is *I usually enjoy coming to school*, and in the parent survey, the question wording is *My child usually enjoys going to school*.

In the following charts, the survey results are reported using the question wording from the Instructional Staff questionnaire.

The wording of all questions is presented later in the *2024 Overview of Findings*.

In the *2024 Overview of Findings* narrative, the response categories have been collapsed as follows:

- o strongly agree and agree responses are listed as *agree*
- o disagree and strongly disagree responses are listed as *disagree*

While the narrative speaks to the total agree responses, the charts that follow the narrative contain both the total agree and total disagree responses.

To provide a perspective for the responses to individual questions, questions were grouped into categories that mirror Romeo Community Schools Strategic Plan. These categories and the questions contained therein appear below. (The question numbers are those that appear in the Instructional Staff questionnaire.)

Readers of this *Overview of Findings* should be aware of changes in the grade configuration of the elementary and secondary student surveys:

1. In 2024, the "elementary student survey" was administered to students in grades 3-5; in 2022 this survey was administered to students in grades 3-4.
2. In 2024, the "secondary student survey" was administered to students in grades 6-12; in 2022 this survey was administered to students in grades 5-12.

Due to these alterations in the grade levels of the student surveys, the 2024 and 2022 student surveys are not directly comparable. However, this *Overview of Findings* still presents the total agree and disagree responses from both student surveys for readers to consider.

Categories of Questions

On the following pages, the questions and the agree-disagree responses appear in three categories:

Safety and Wellness
Community of Collaboration
Teaching and Learning

It is noteworthy that there are no significant disparities between the agree and disagree responses in the 2022 and 2024 surveys. The following charts illustrate that the maximum variance in an agree response is four percentage points, whereas the greatest disparity in disagree responses is three percentage points.

Also, it's important to note that direct comparison of the student survey results isn't feasible due to differences in the grade levels of student survey respondents in 2022 and 2024.

*Comparison of
agree-disagree
statements by
stakeholder group*

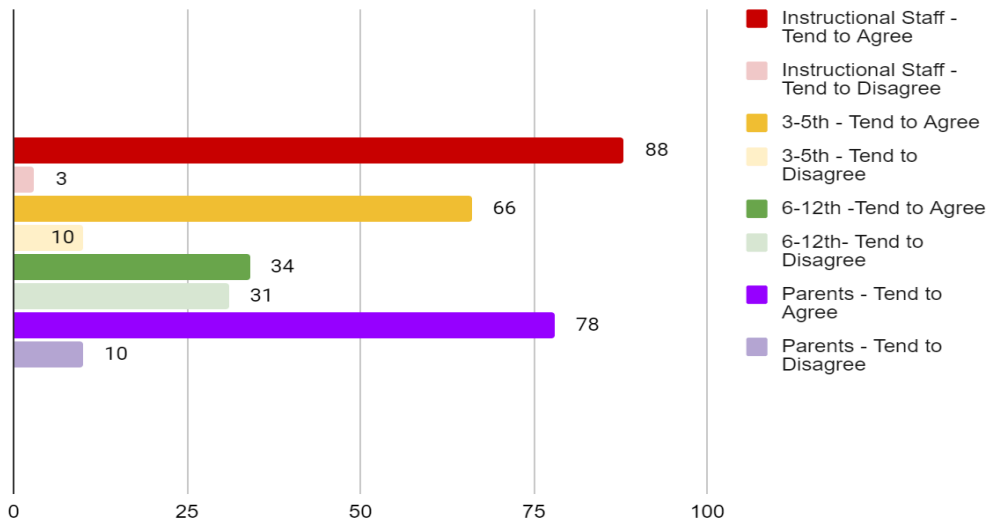
Safety and Wellness

Question 1: Most of my students enjoy coming to school.

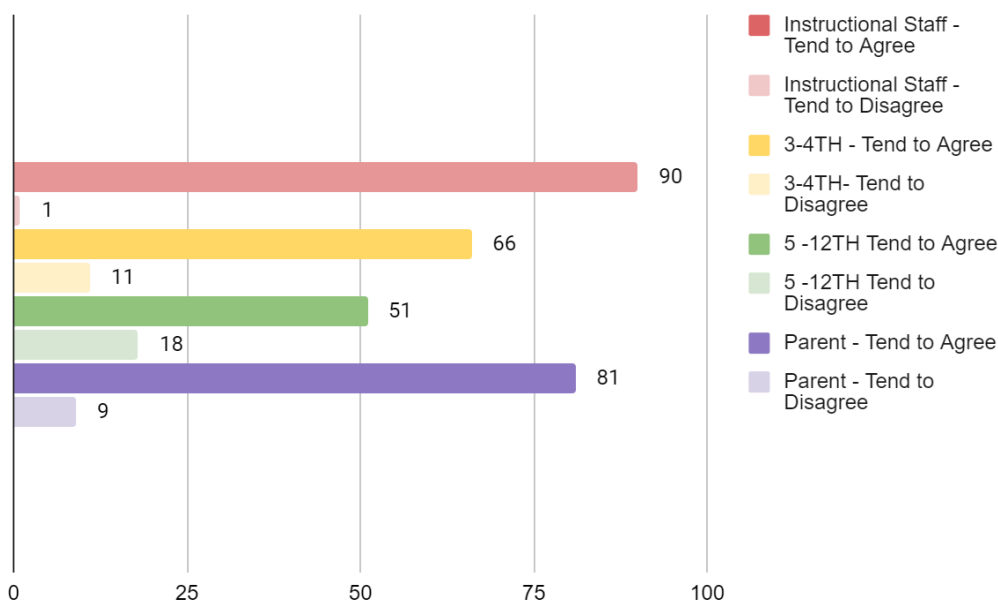
Agree responses range from a high of 88 to a low of 34 in 2024. In the 2022 survey, agree responses ranged from a high of 90 to a low of 51.

The percentage of Instructional Staff agree responses in 2024 was two points lower than in 2022 (88 in 2024 and 90 in 2022). The percentage of Parent agree responses was three points lower than in 2022 (78 in 2024 vs. 81 in 2022).

2024 survey responses



2022 survey responses

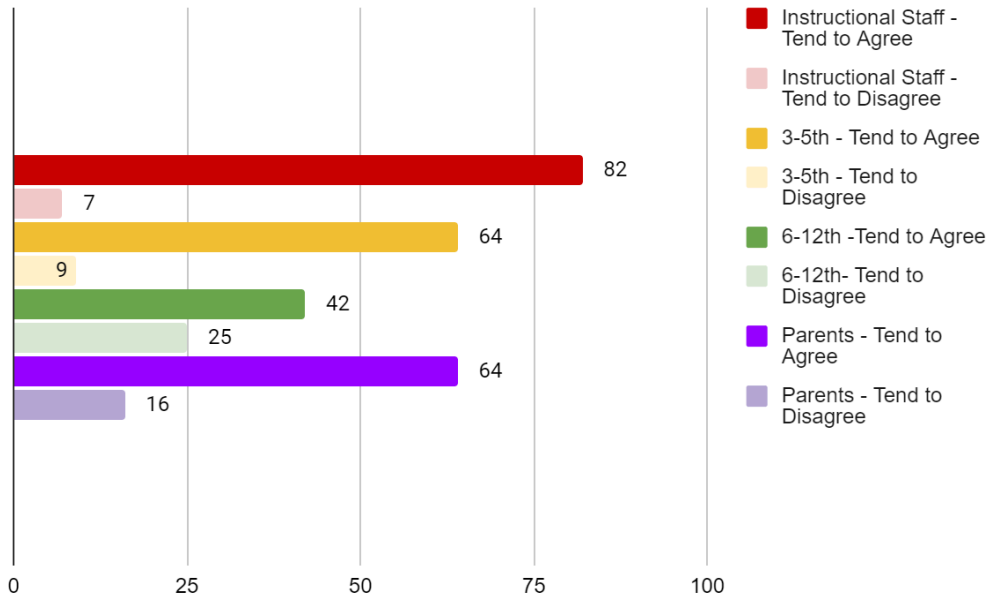


Question 2: Most of my students treat one another with respect.

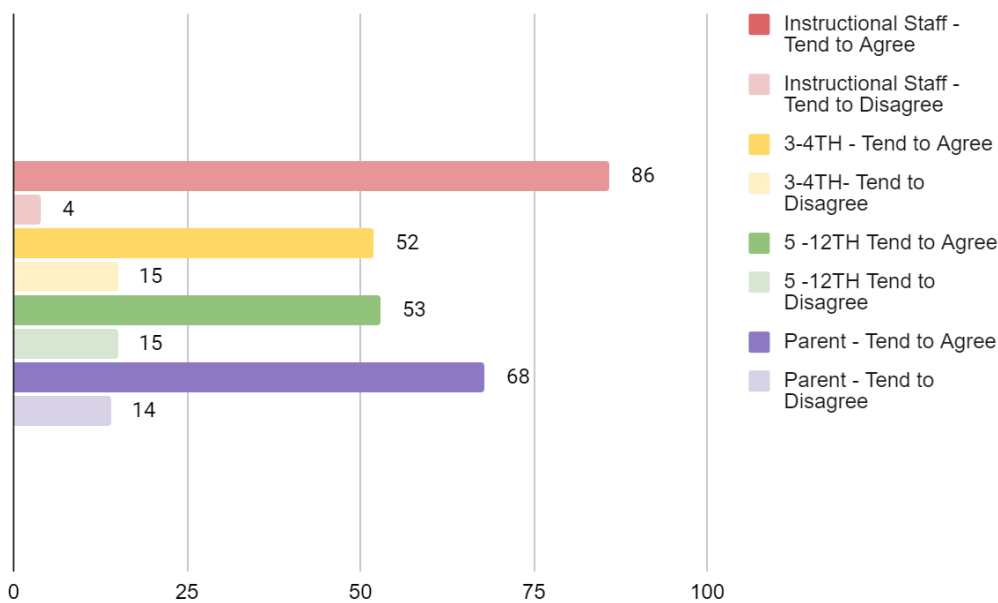
Agree responses range from a high of 82 to a low of 42 in 2024. In the 2022 survey, agree responses ranged from a high of 86 to a low of 52.

The percentage of Instructional Staff agree responses in 2024 was four points lower than in 2022 (82 in 2024 vs. 86 in 2022). The percentage of Parent agree responses was four points lower than in 2022 (64 in 2024 vs. 68 in 2022).

2024 survey responses



2022 survey responses

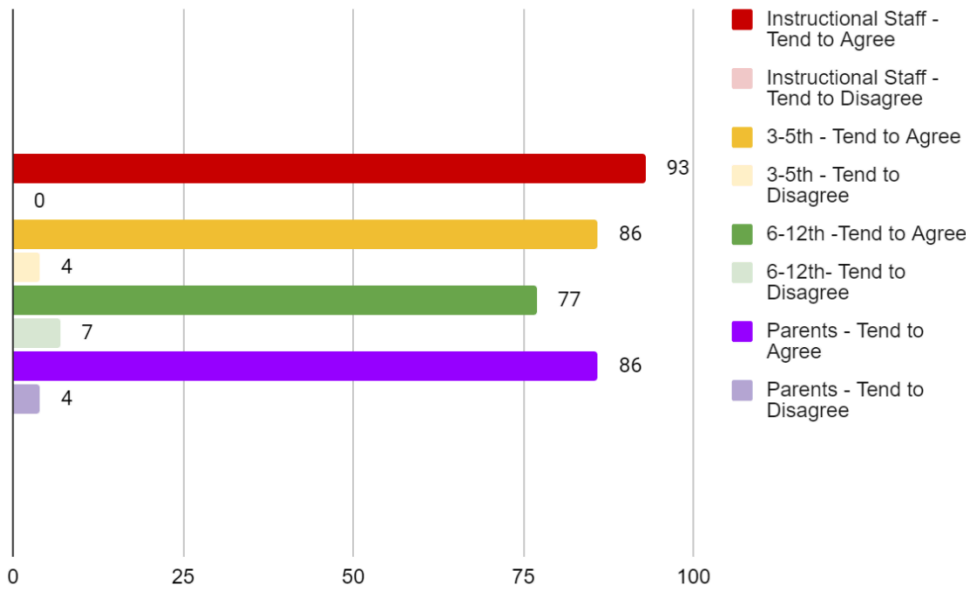


Question 3: Most of the time my students feel safe at school.

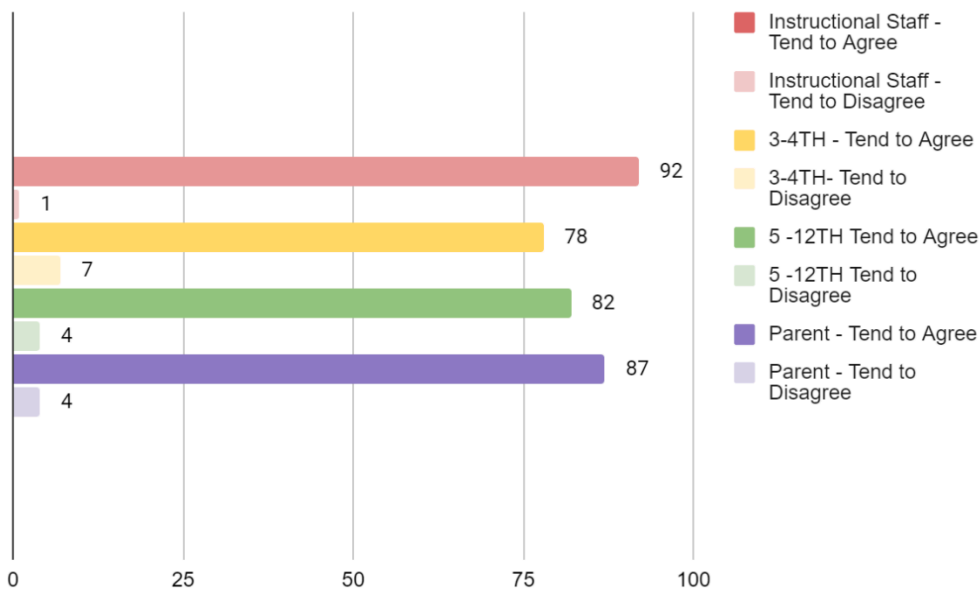
Agree responses range from a high of 93 to a low of 77 in 2024. In the 2022 survey, agree responses ranged from a high of 92 to a low of 78.

The percentage of Instructional Staff agree responses in 2024 was one point higher than in 2022 (93 in 2024 vs. 92 in 2022). The percentage of Parent agree responses was one point lower than in 2022 (86 in 2024 vs. 87 in 2022).

2024 survey responses



2022 survey responses

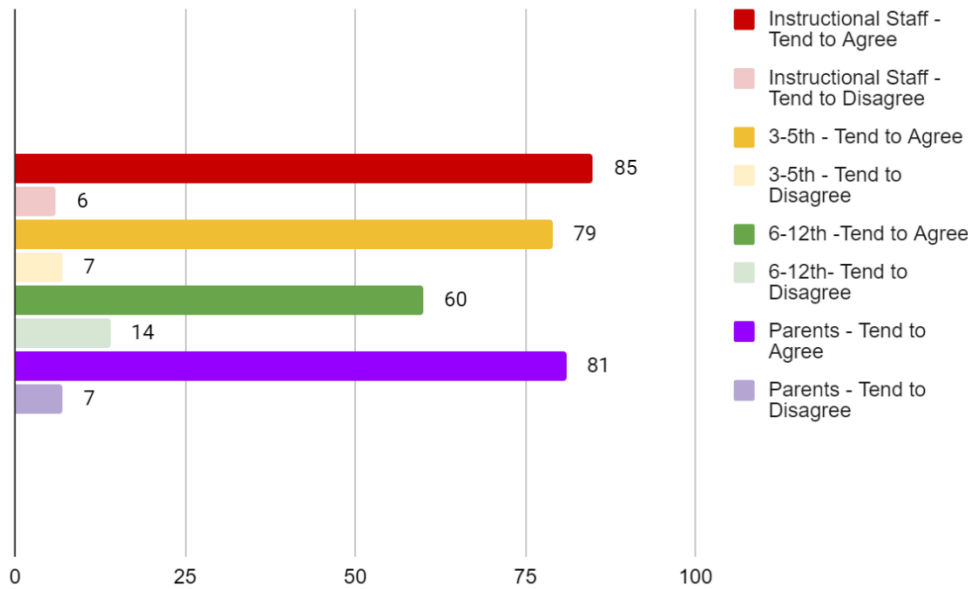


Question 9: The rules for student behavior at my school are fair.

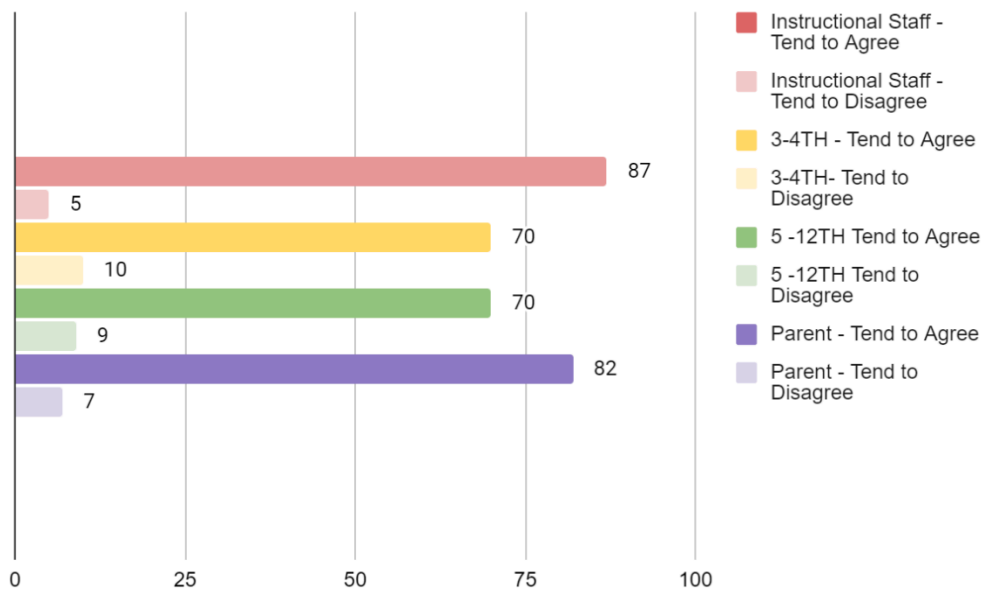
Agree responses range from a high of 85 to a low of 60 in 2024. In the 2022 survey, agree responses ranged from a high of 87 to a low of 70.

The percentage of Instructional Staff agree responses in 2024 was 85, two points lower than in 2022 (85 in 2024 vs. 87 in 2022). The percentage of Parent agree responses was one point lower than in 2022 (81 in 2024 vs. 82 in 2022).

2024 survey responses



2022 survey responses

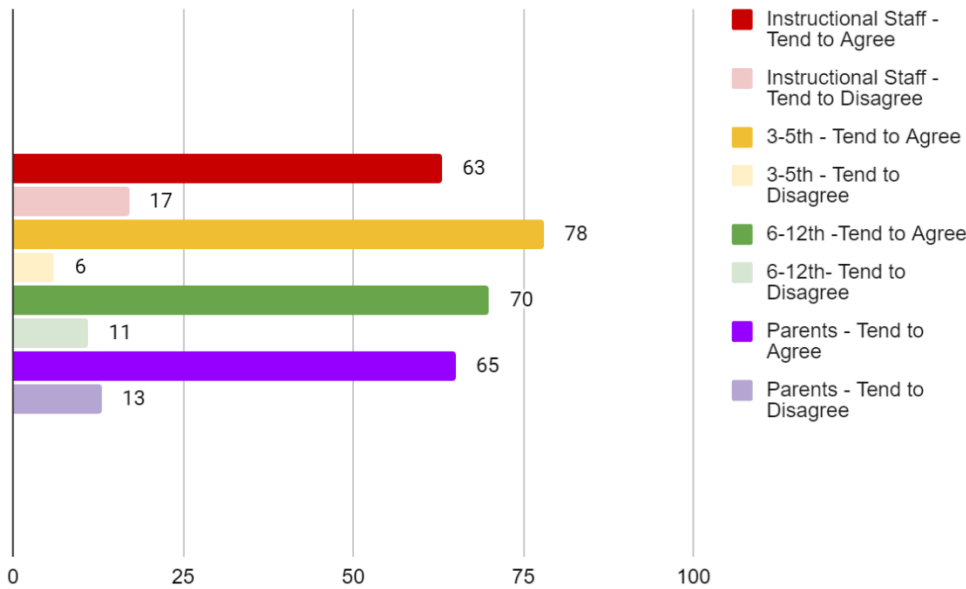


Question 10: Students are given consequences when they break the rules at my school.

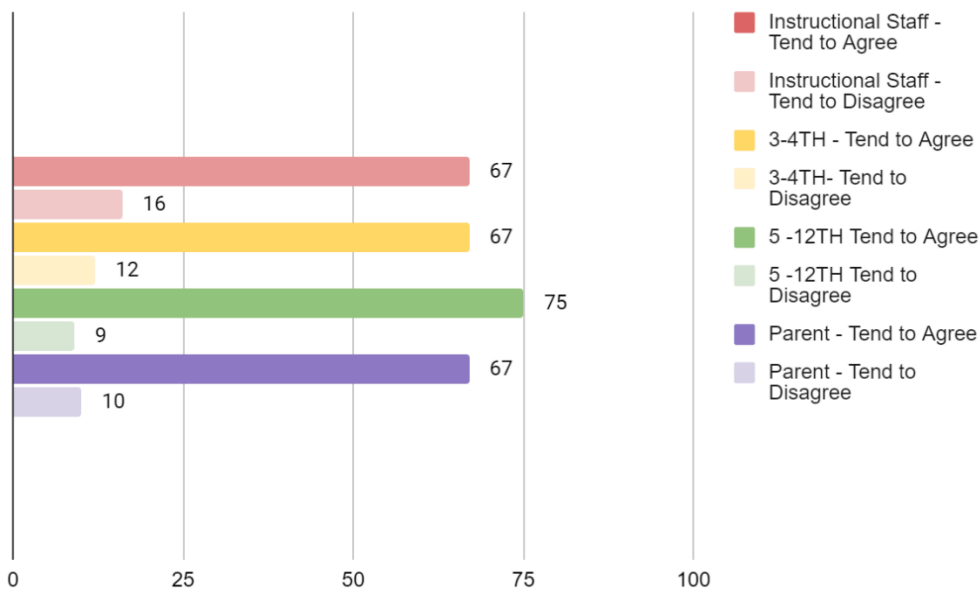
Agree responses range from a high of 78 to a low of 63 in 2024. In the 2022 survey, agree responses ranged from a high of 75 to a low of 67.

The percentage of Instructional Staff agree responses in 2024 was 63, four points lower than in 2022 (63 in 2024 vs. 67 in 2022). The percentage of Parent agree responses was two points lower than in 2022 (65 in 2024 vs. 67 in 2022).

2024 survey responses



2022 survey responses

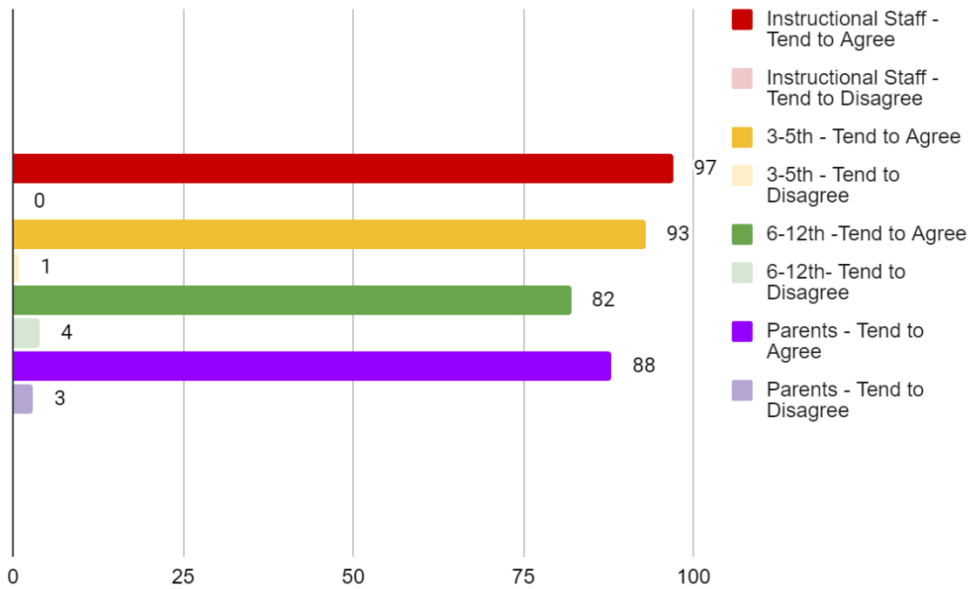


Question 11: If a student at my school needs help, I believe there is an adult at my school who will help.

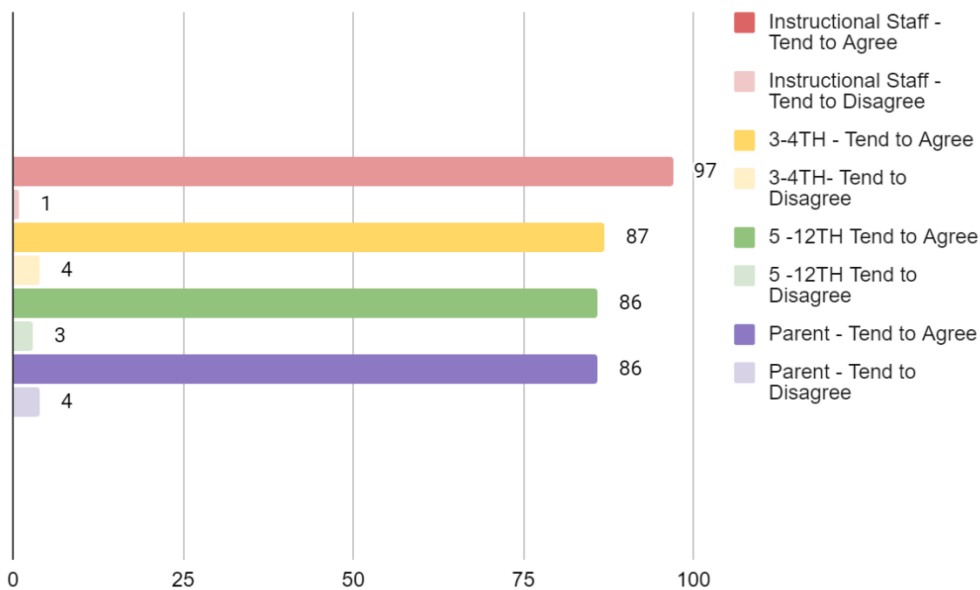
Agree responses range from a high of 97 to a low of 82 in 2024. In the 2022 survey, agree responses ranged from a high of 97 to a low of 86.

The percentage of Instructional Staff agree responses in 2024 was 97, the same as in 2022. The percentage of Parent agree responses was two points higher than in 2022 (88 in 2024 vs. 86 in 2022).

2024 survey responses



2022 survey responses

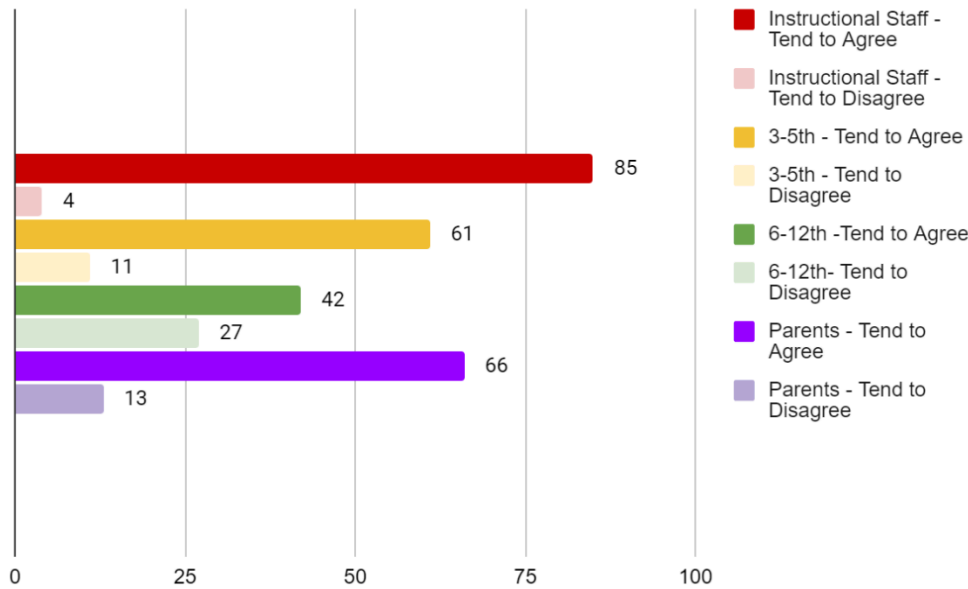


Question 13: I believe most of my students follow school expectations.

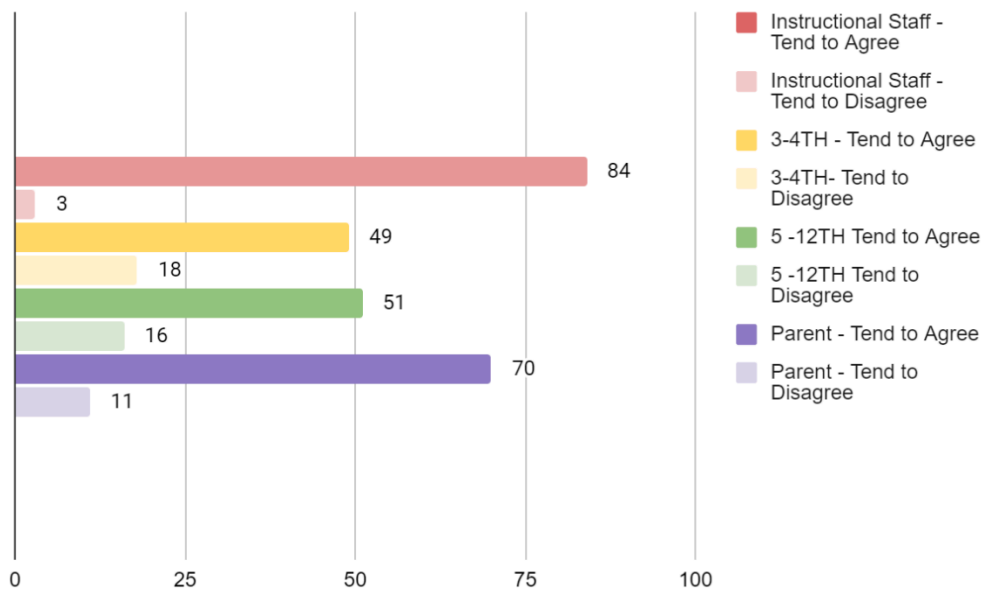
Agree responses range from a high of 85 to a low of 42 in 2024. In the 2022 survey, agree responses ranged from a high of 84 to a low of 49.

The percentage of Instructional Staff agree responses in 2024 was 85, one point higher than in 2022 (85 in 2024 vs. 84 in 2022). The percentage of Parent agree responses was four points lower than in 2022 (66 in 2024 vs. 70 in 2022).

2024 survey responses



2022 survey responses

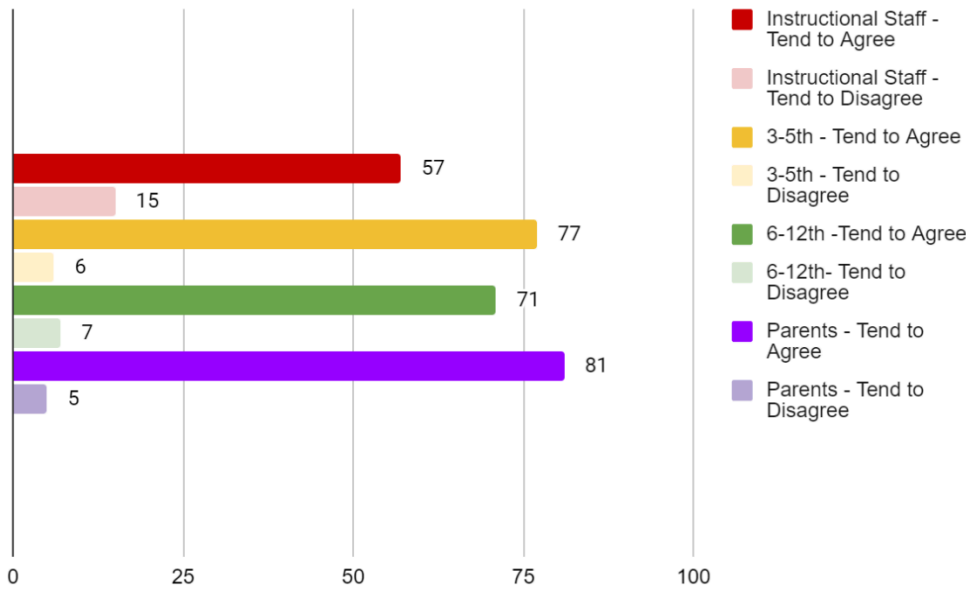


Question 17: Most of my students know how to peacefully resolve conflict with others.

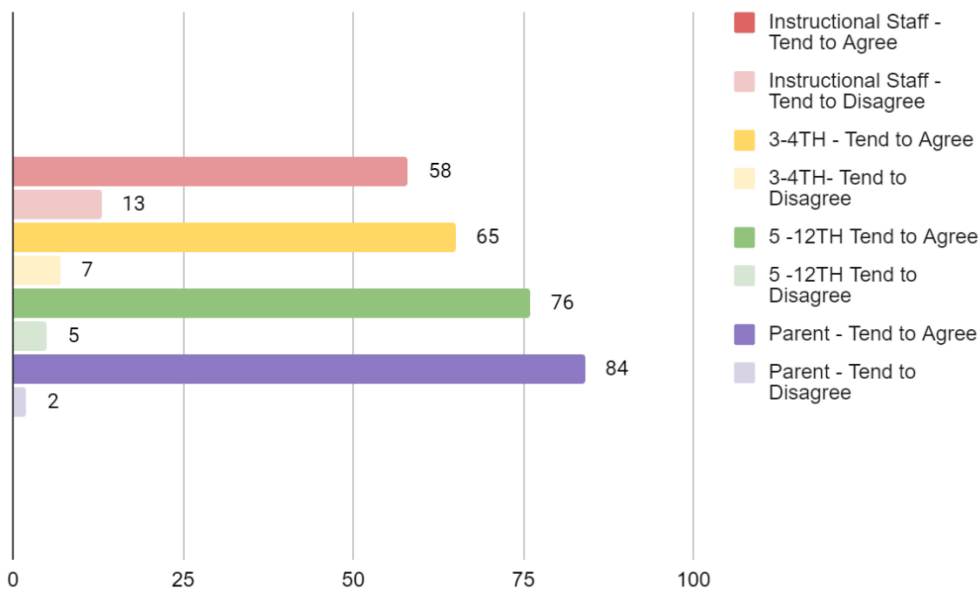
Agree responses range from a high of 81 to a low of 57 in 2024. In the 2022 survey, agree responses ranged from a high of 84 to a low of 58.

The percentage of Instructional Staff agree responses in 2024 was 57, one point lower than in 2022 (57 in 2024 vs. 58 in 2022). The percentage of Parent agree responses was three points lower than in 2022 (81 in 2024 vs. 84 in 2022).

2024 survey responses



2022 survey responses

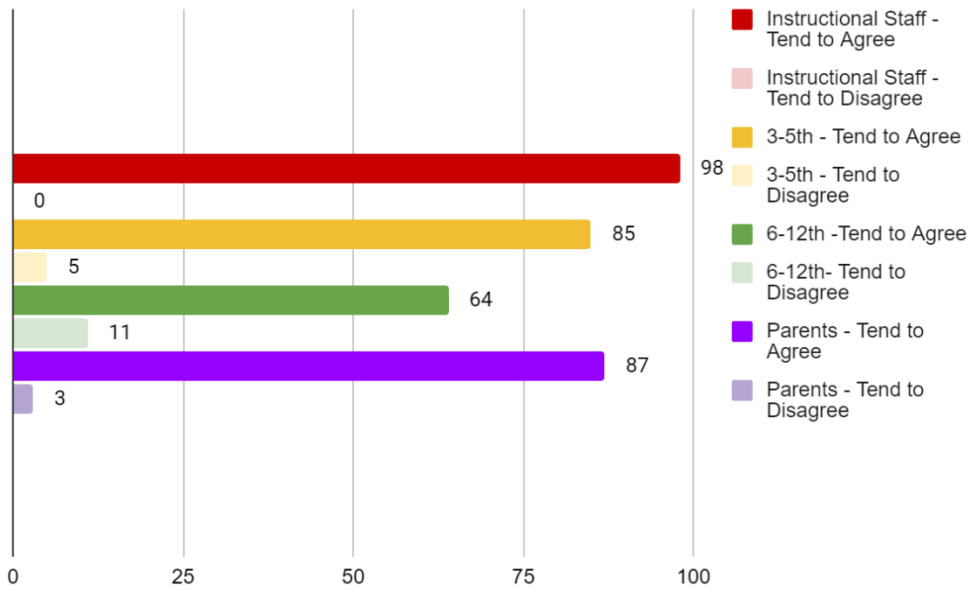


Question 20: I feel that members of the school staff care about students.

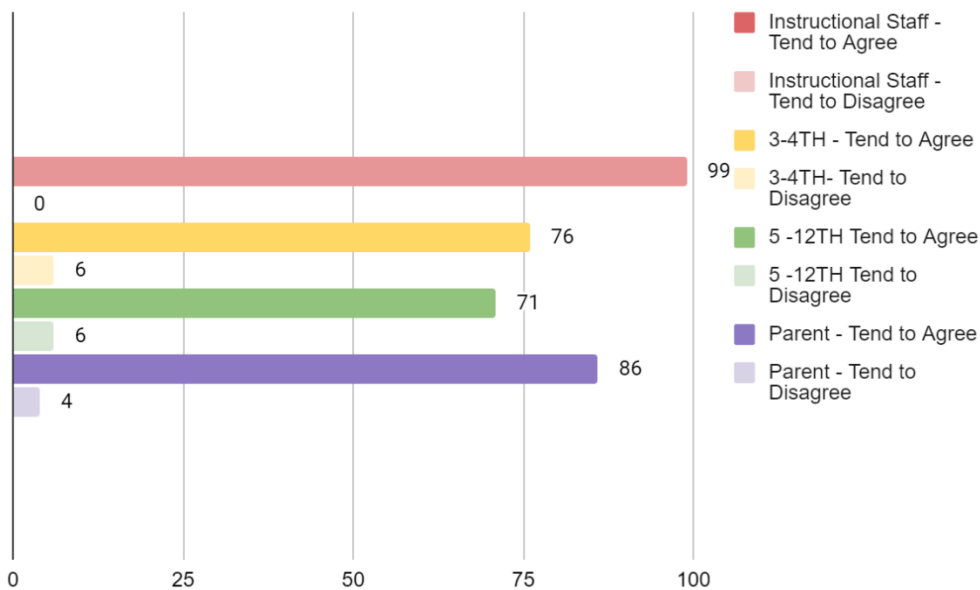
Agree responses range from a high of 98 to a low of 64 in 2024. In the 2022 survey, agree responses ranged from a high of 99 to a low of 71.

The percentage of Instructional Staff agree responses in 2024 was one point lower than in 2022 (98 in 2024 and 99 in 2022). The percentage of Parent agree responses was one point higher than in 2022 (87 in 2024 vs. 86 in 2022).

2024 survey responses



2022 survey responses

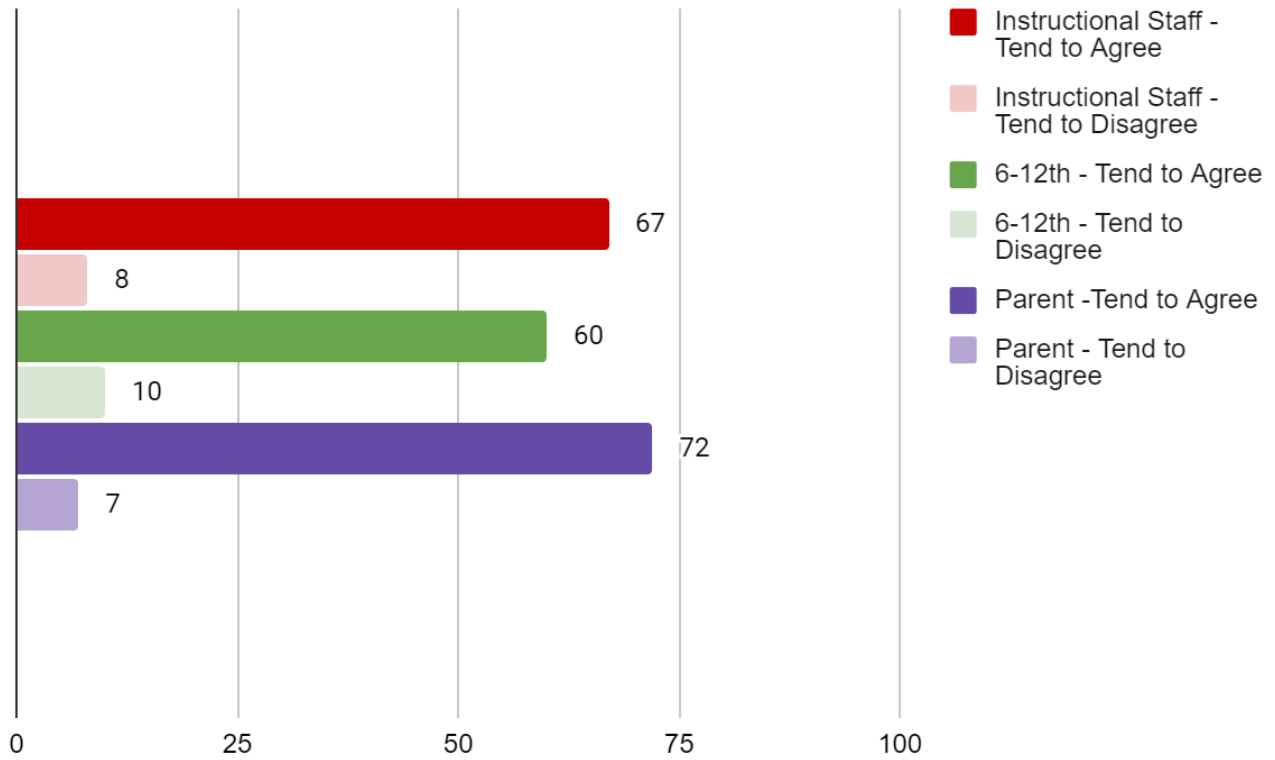


Question 23: Romeo Community Schools provides resources that support my wellness.

Agree responses range from 72 to 60. The agree response was 67 for Instructional Staff, 72 for Parents, and 60 for students in grades 6-12.

There is no comparable data from the 2022 climate survey.

2024 survey responses

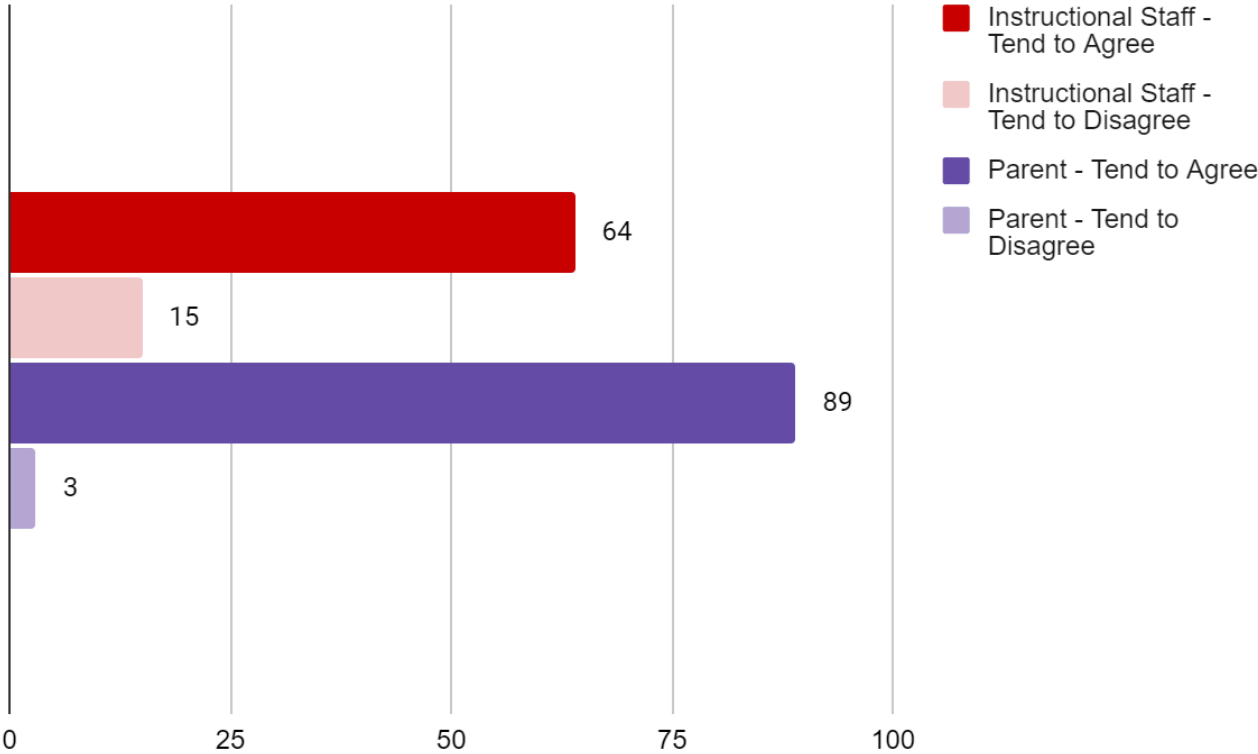


Question 26: I believe my school is well-maintained

Agree responses ranged from 89 to 64. The agree response was 64 for Instructional Staff and 89 for Parents.

There is no comparable data from the 2022 climate survey.

2024 survey responses



*Comparison of
agree-disagree
statements by
stakeholder group*

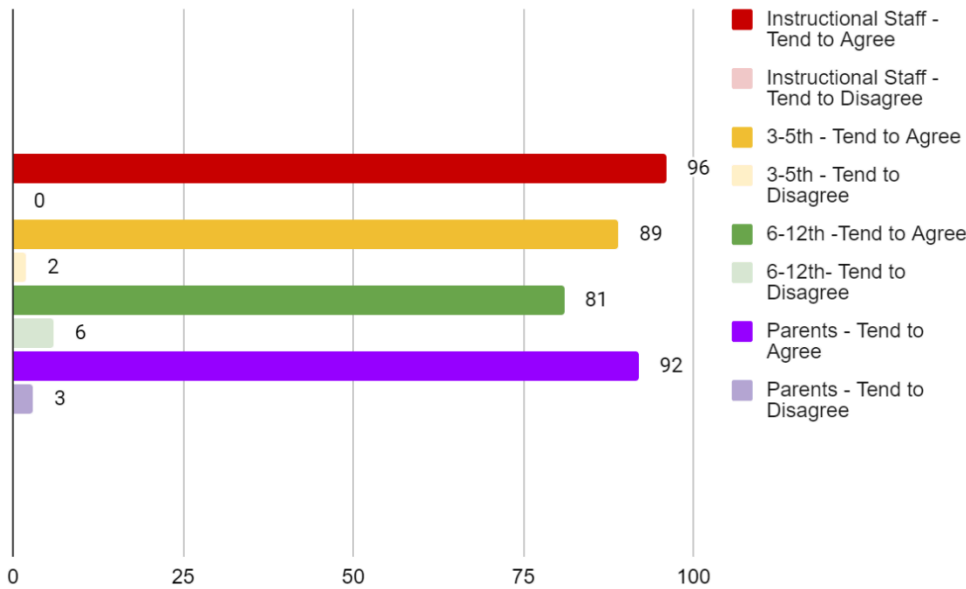
Community of Collaboration

Question 7: I believe most staff members at my school treat students with respect.

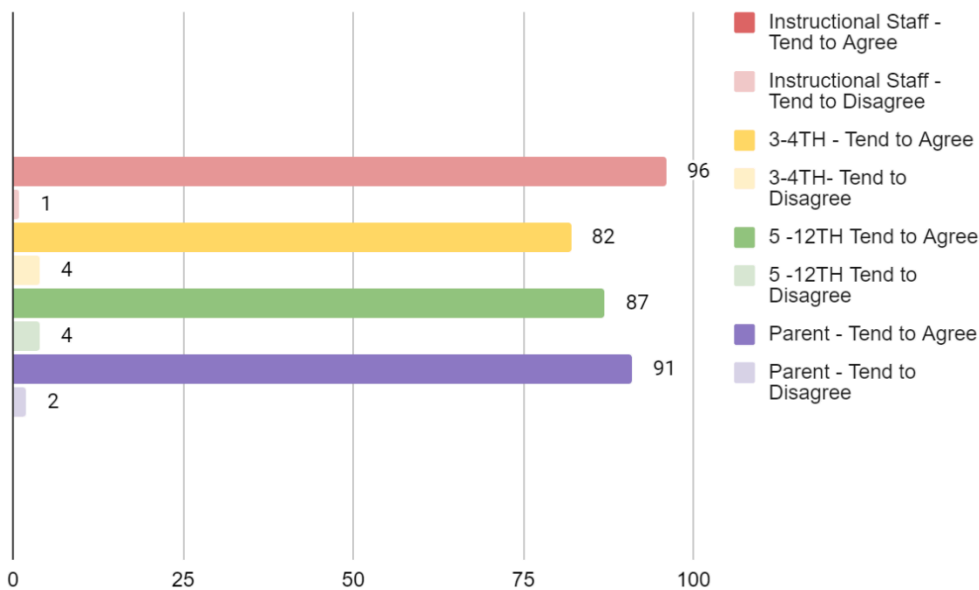
Agree responses range from a high of 96 to a low of 81 in 2024. In the 2022 survey, agree responses ranged from a high of 96 to a low of 82.

The percentage of Instructional Staff agree responses in 2024 was the same as in 2022 (96 in 2024 and 96 in 2022). The percentage of Parent agree responses was one point higher than in 2022 (92 in 2024 vs. 91 in 2022).

2024 survey responses



2022 survey responses

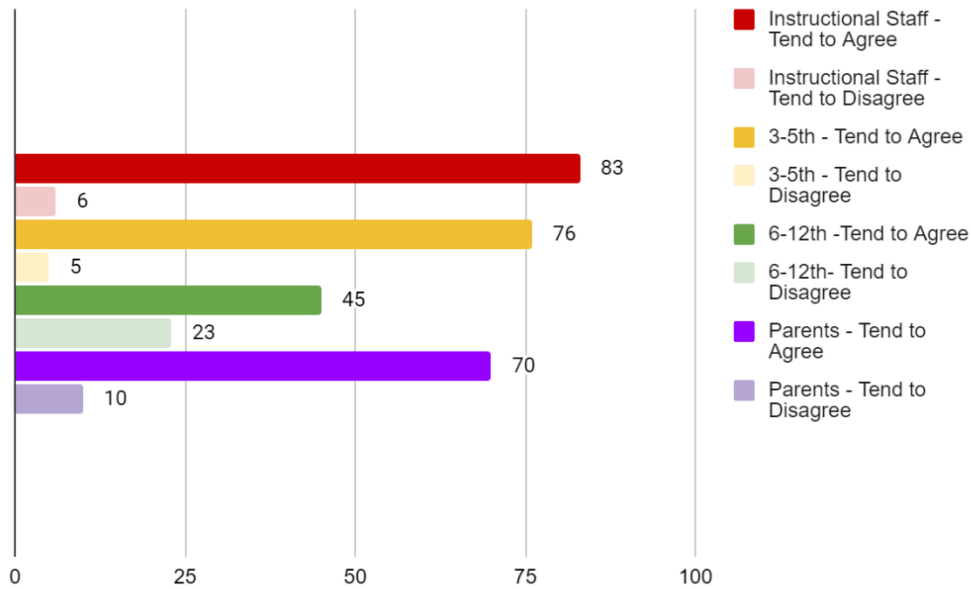


Question 14: I believe that most of my students respect the adults.

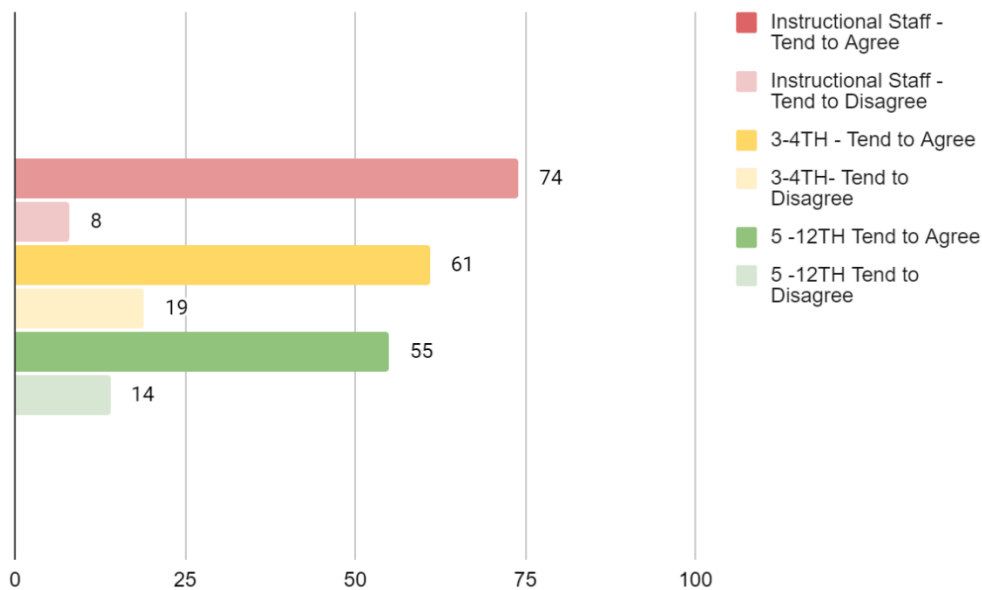
Agree responses range from a high of 83 to a low of 45 in 2024. In the 2022 survey, agree responses ranged from a high of 74 to a low of 55.

The percentage of Instructional Staff agree responses in 2024 was nine points higher in 2024 (83 in 2024 and 74 in 2022). The percentage of Parent agree responses was 76 in 2024. Parents were not asked this question in 2022.

2024 survey responses



2022 survey responses

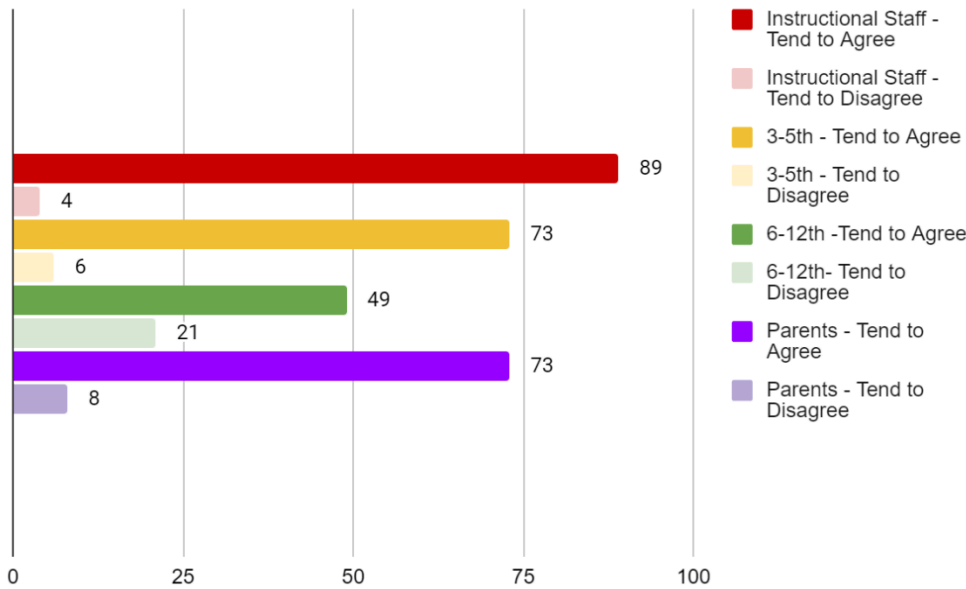


Question 16: Students are recognized for good behavior at my school.

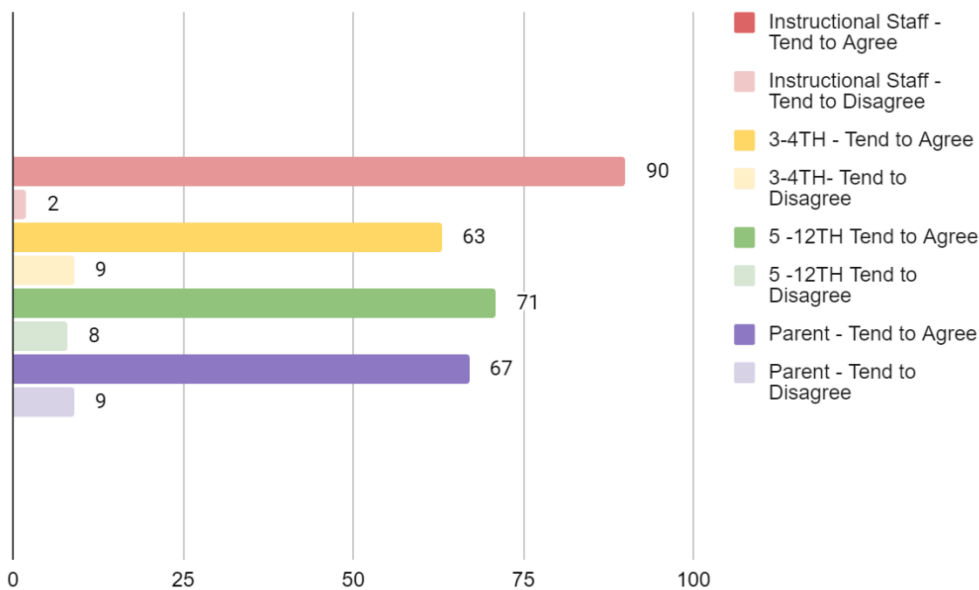
Agree responses range from a high of 89 to a low of 49 in 2024. In the 2022 survey, agree responses ranged from a high of 90 to a low of 63.

The percentage of Instructional Staff agree responses in 2024 was 89, one point lower than in 2022 (89 in 2024 vs. 90 in 2022). The percentage of Parent agree responses was six points higher than in 2022 (73 in 2024 vs. 67 in 2022).

2024 survey responses



2022 survey responses

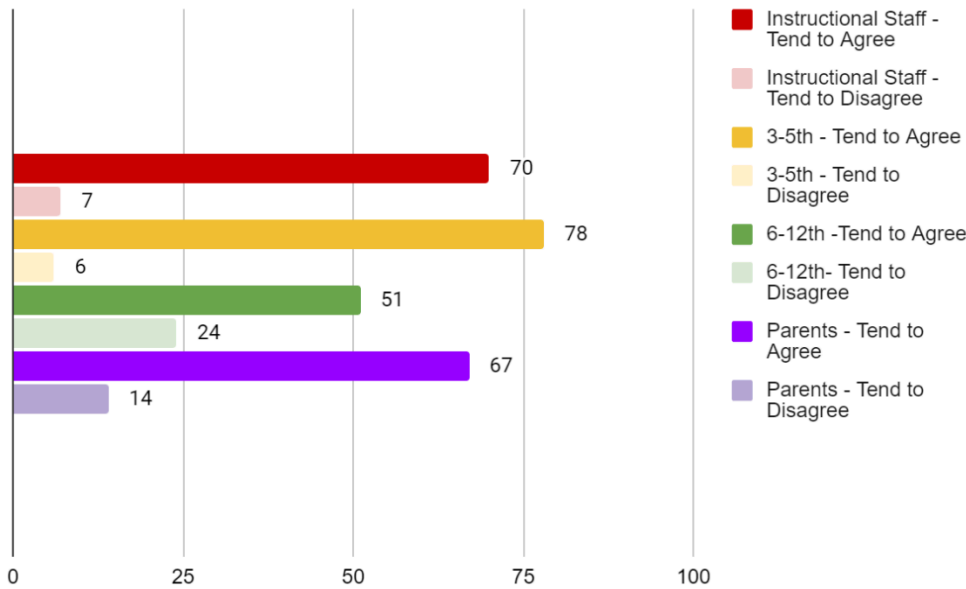


Question 18: Most of my students accept people with different beliefs and values.

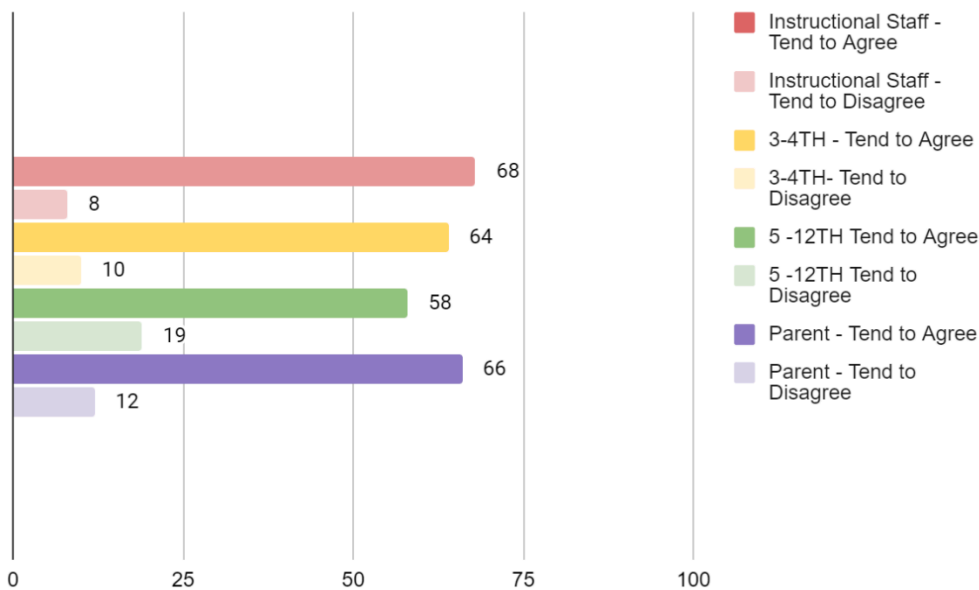
Agree responses range from a high of 78 to a low of 51 in 2024. In the 2022 survey, agree responses ranged from a high of 68 to a low of 58.

The percentage of Instructional Staff agree responses in 2024 was 70, two points higher than in 2022 (70 in 2024 vs. 68 in 2022). The percentage of Parent agree responses was one point higher than in 2022 (67 in 2024 vs. 66 in 2022).

2024 survey responses



2022 survey responses

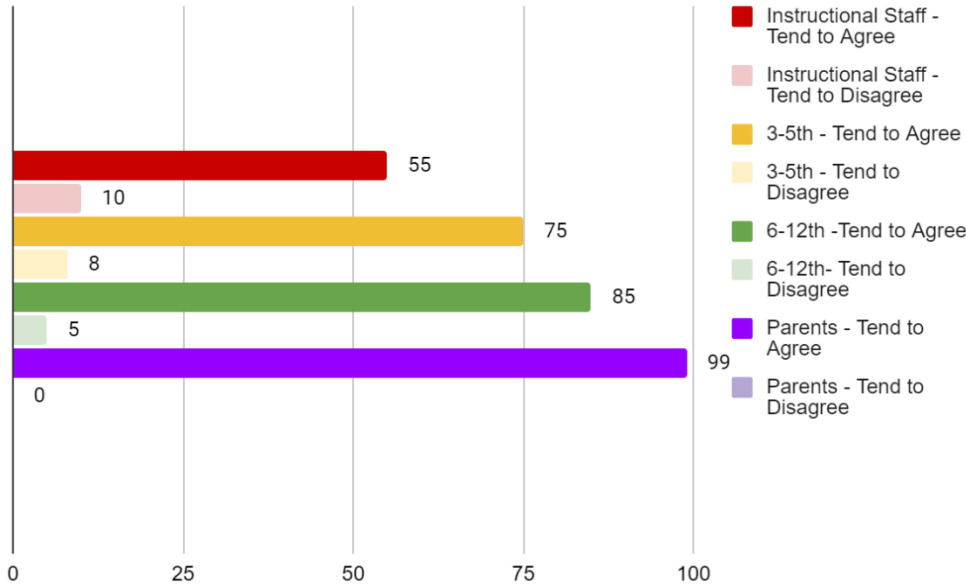


Question 21: My students keep track of how they are doing in school.

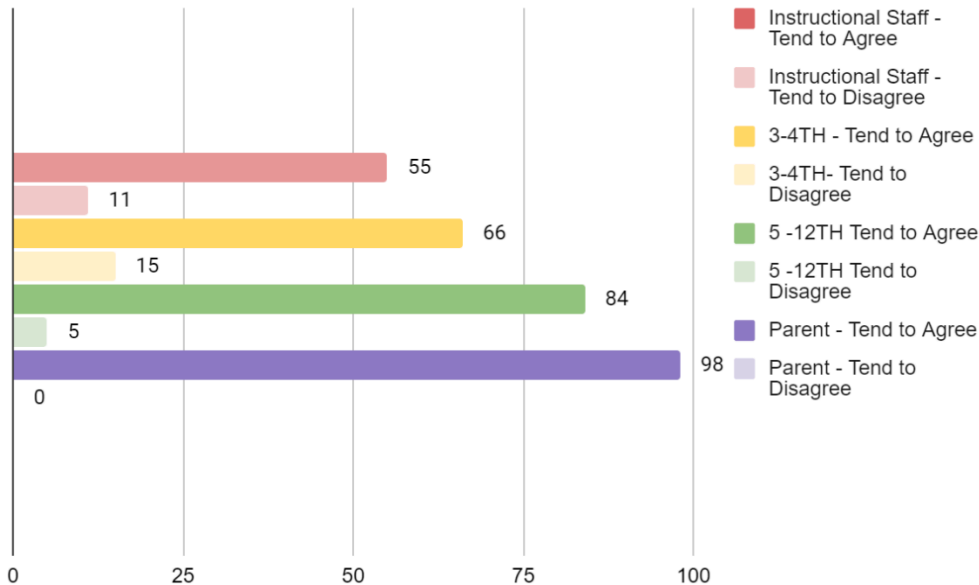
Agree responses range from a high of 99 to a low of 55 in 2024. In the 2022 survey, agree responses ranged from a high of 98 to a low of 55.

The percentage of Instructional Staff agree responses in 2024 was 55, the same as in 2022. The percentage of Parent agree responses was one point higher than in 2022 (99 in 2024 vs. 98 in 2022).

2024 survey responses



2022 survey responses

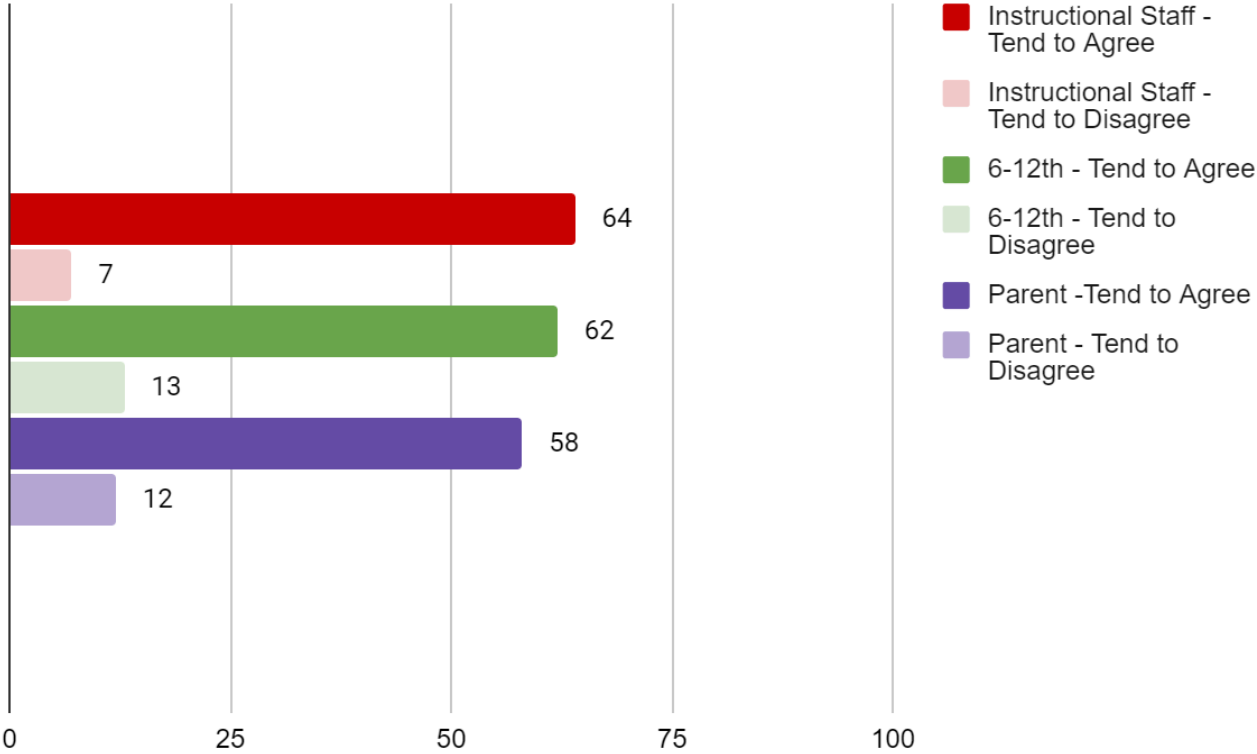


Question 25: My students can provide input on what happens at school.

Agree responses range from a high of 64 to a low of 58 in 2024. The agree response was 64 for Instructional Staff, 58 for Parents, and 62 for students in grades 6-12.

There is no comparable data from the 2022 climate survey.

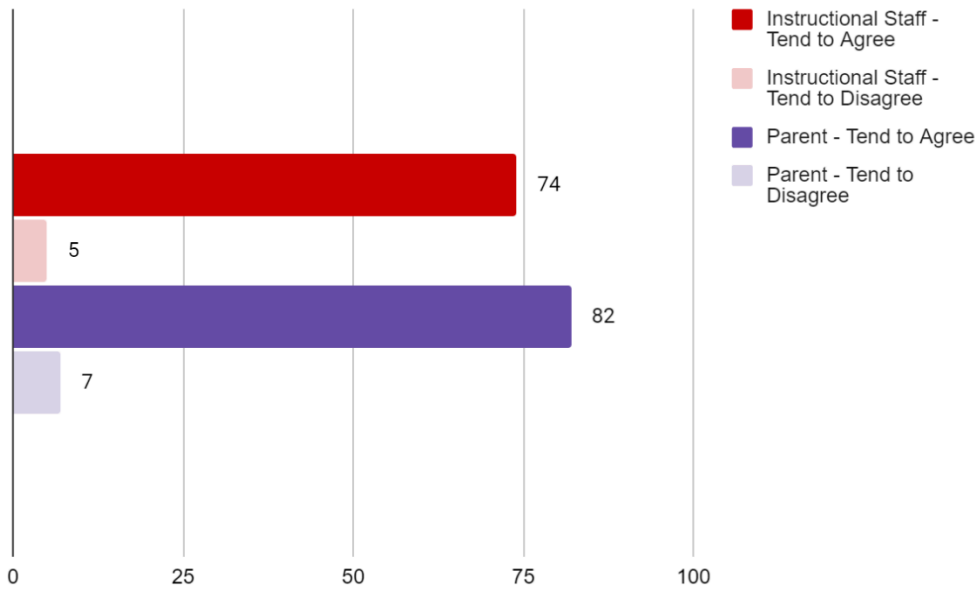
2024 survey responses



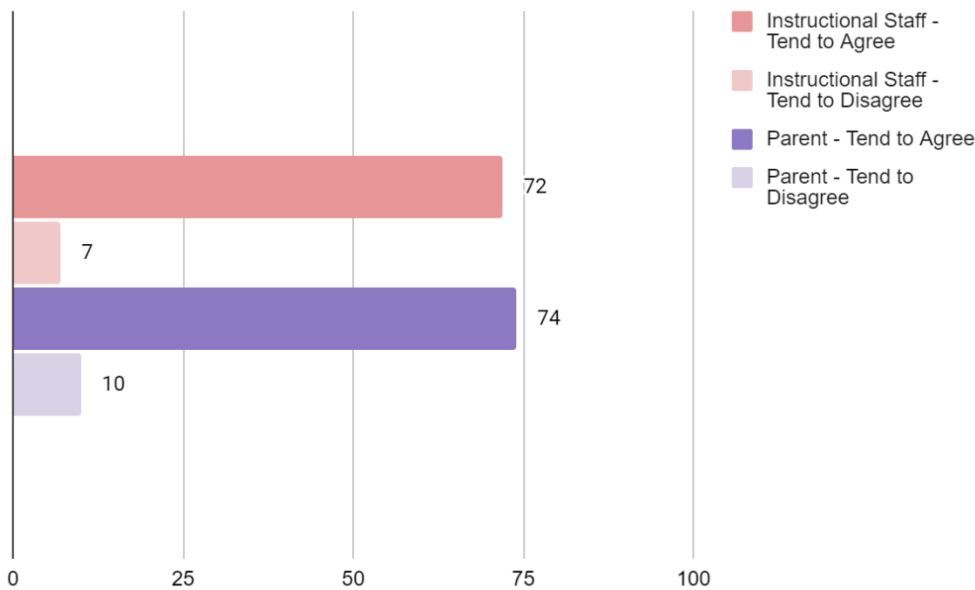
Question 27: I believe most parents value keeping themselves informed about how their child is doing in school.

The percentage of Instructional Staff agree responses in 2024 was 74, and 72 in 2022. The percentage of Parent agree responses was 82 in 2024 and 74 in 2022. Students were not asked this question in 2022 or 2024.

2024 survey responses



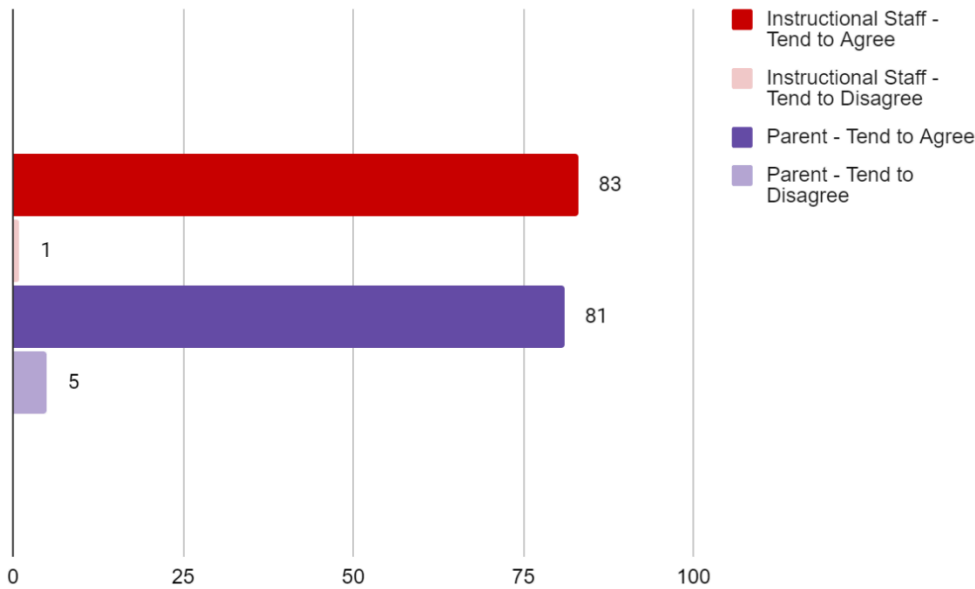
2022 survey responses



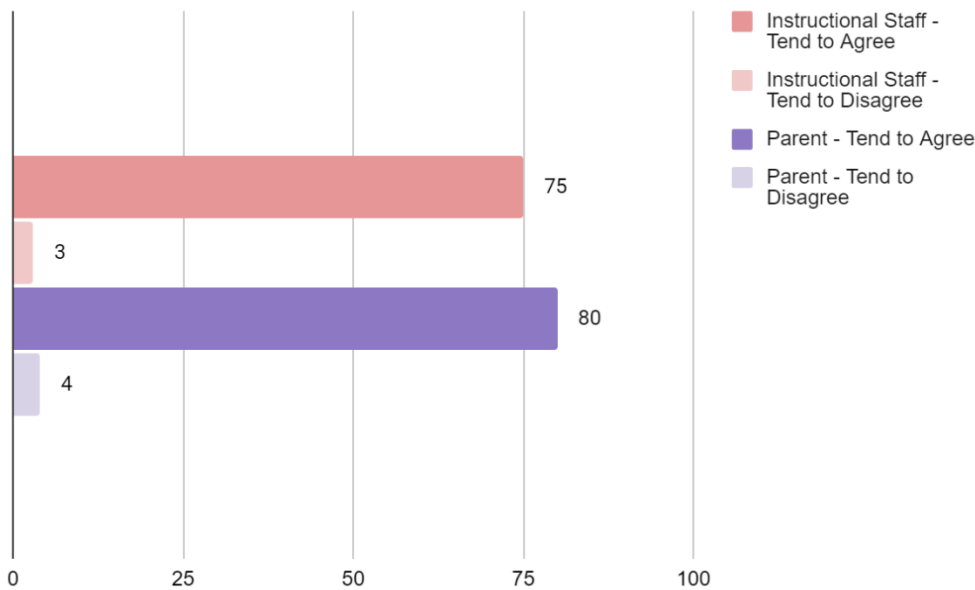
Question 28: When parents say things about my school, what they say is generally positive.

The percentage of Instructional Staff agree responses in 2024 was 83, and 75 in 2022. The percentage of Parent agree responses was 81 in 2024 and 80 in 2022. Students were not asked this question in 2022 or 2024.

2024 survey responses



2022 survey responses



*Comparison of
agree-disagree
statements by
stakeholder group*

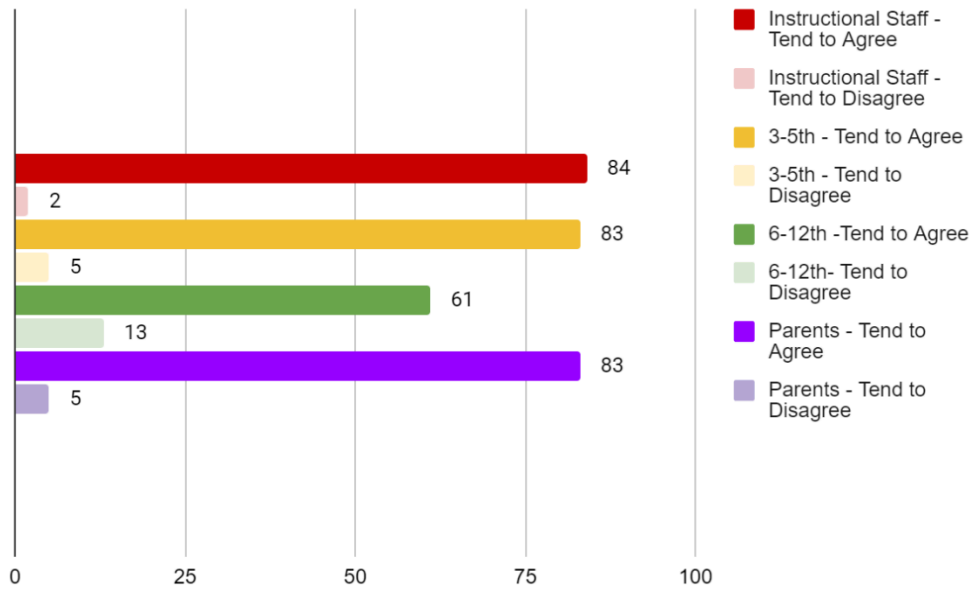
Teaching and Learning

Question 4: Assignments help my students learn.

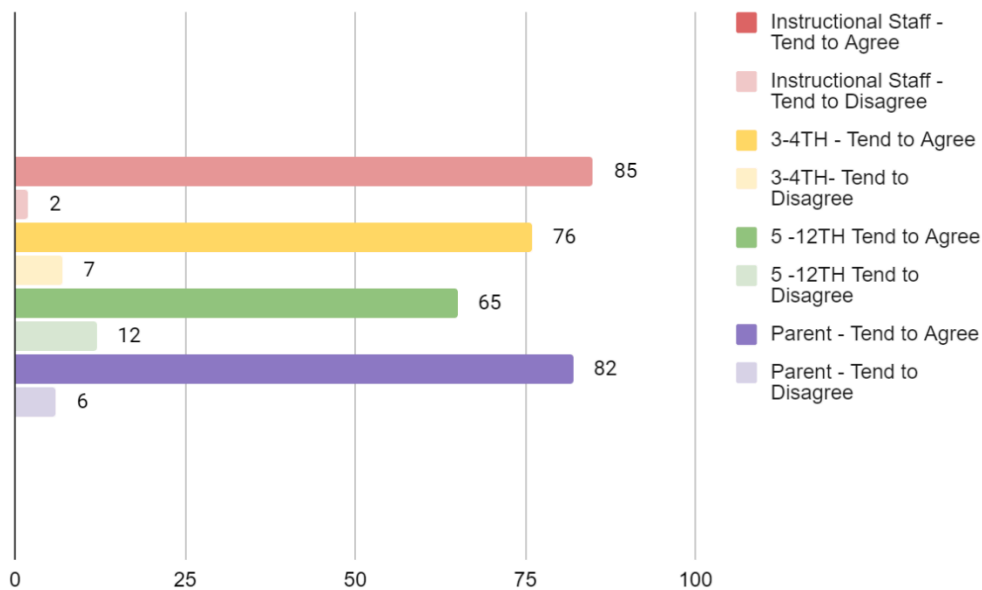
Agree responses range from a high of 84 to a low of 61 in 2024. In the 2022 survey, agree responses ranged from a high of 85 to a low of 65.

The percentage of Instructional Staff agree responses in 2024 was one point lower than in 2022 (84 in 2024 vs. 85 in 2022). The percentage of Parent agree responses was one point higher than in 2022 (83 in 2024 vs. 82 in 2022).

2024 survey responses



2022 survey responses

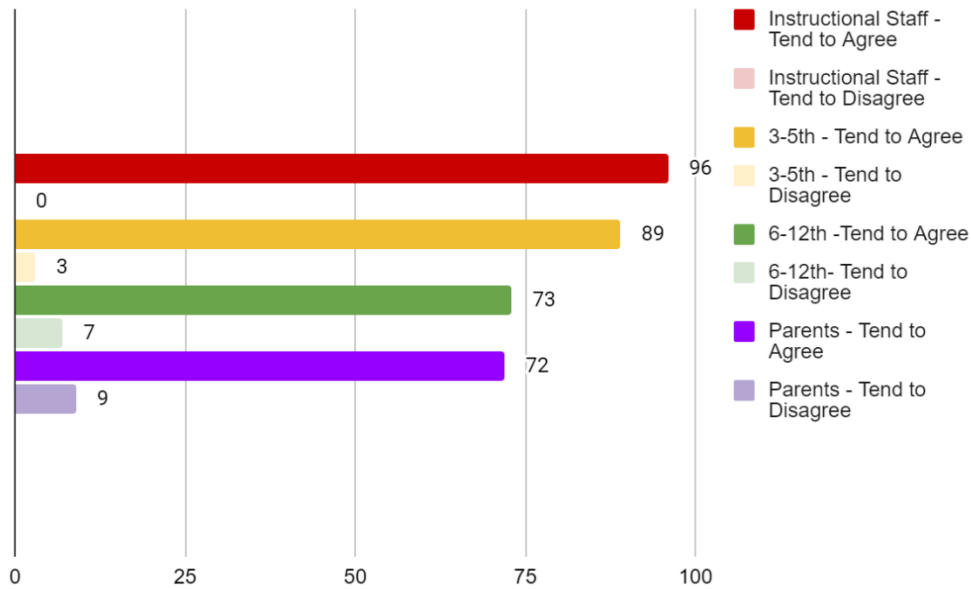


Question 5: I give my students extra help when they need it.

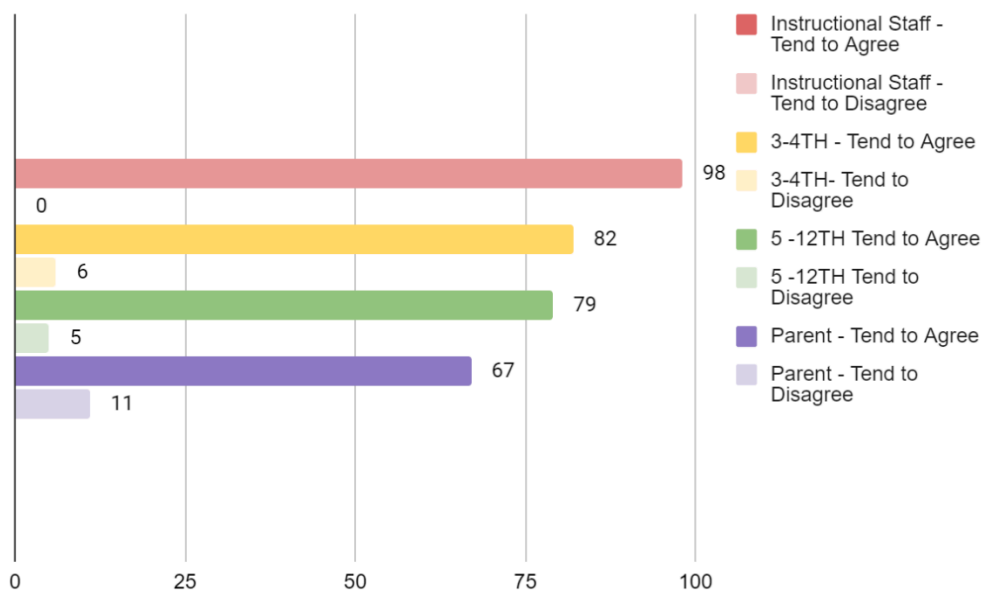
Agree responses range from a high of 96 to a low of 72 in 2024. In the 2022 survey, agree responses ranged from a high of 98 to a low of 67.

The percentage of Instructional Staff agree responses in 2024 was two points lower than in 2022 (96 in 2024 vs. 98 in 2022). The percentage of Parent agree responses was five points higher than in 2022 (72 in 2024 vs. 67 in 2022).

2024 survey responses



2022 survey responses

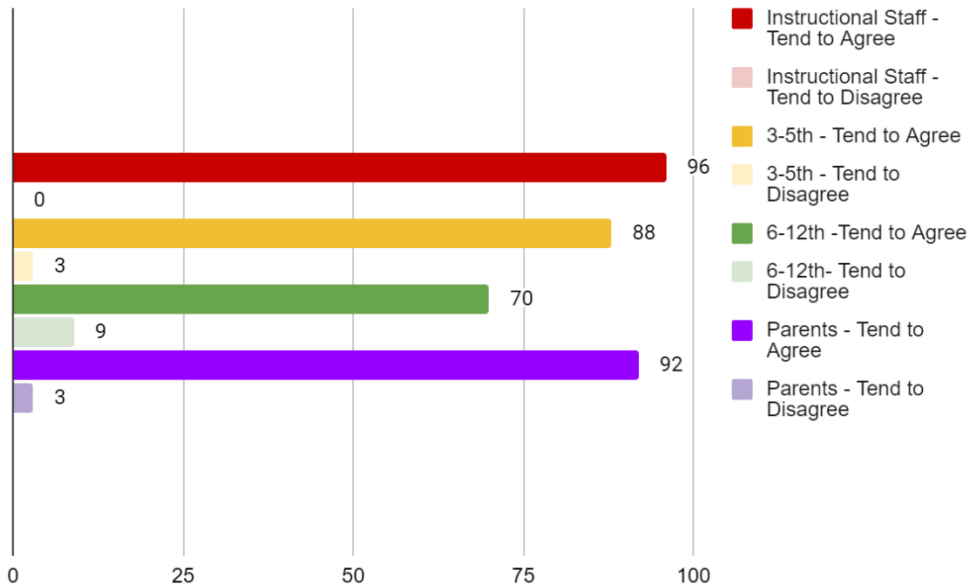


Question 6: I believe my students are learning in school.

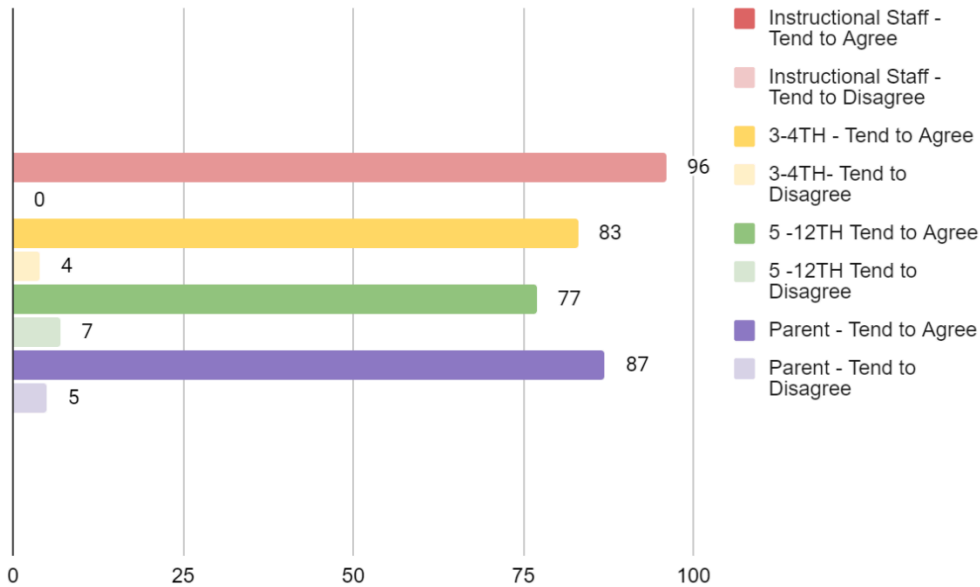
Agree responses range from a high of 96 to a low of 70 in 2024. In the 2022 survey, agree responses ranged from a high of 96 to a low of 77.

The percentage of Instructional Staff agree responses in 2024 was 96, the same as in 2022. The percentage of Parent agree responses was five points higher than in 2022 (92 in 2024 vs. 87 in 2022).

2024 survey responses



2022 survey responses

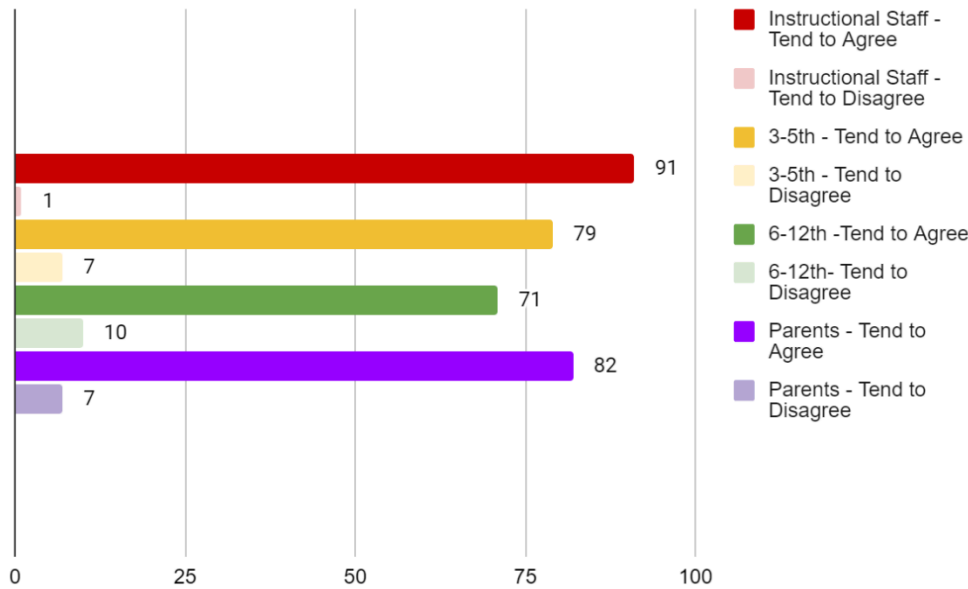


Question 8: I believe my students feel free to ask questions in class.

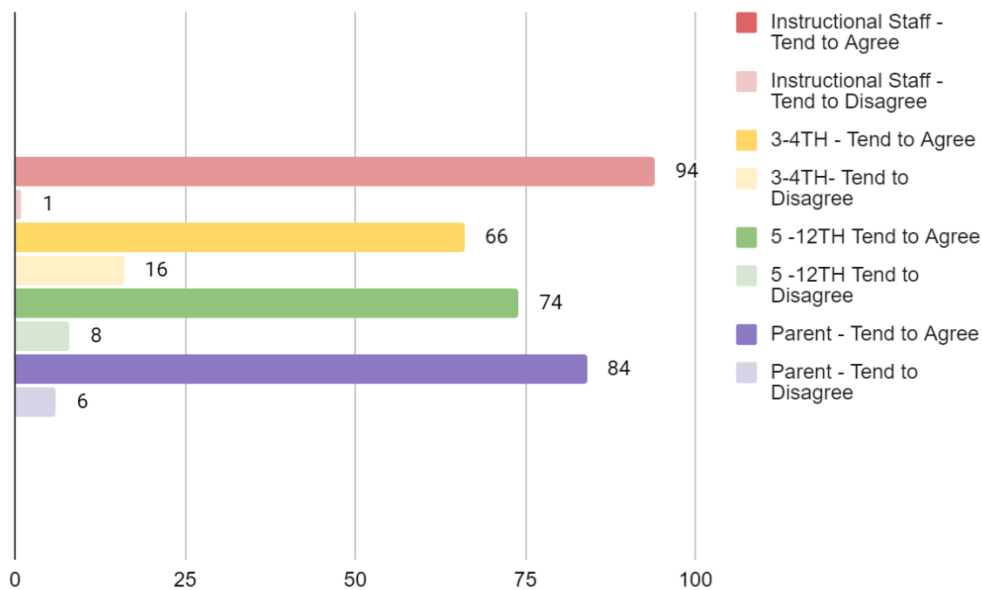
Agree responses range from a high of 91 to a low of 71 in 2024. In the 2022 survey, agree responses ranged from a high of 94 to a low of 66.

The percentage of Instructional Staff agree responses in 2024 was three points lower than in 2022 (91 in 2024 vs. 94 in 2022). The percentage of Parent agree responses was two points lower than in 2022 (82 in 2024 vs. 84 in 2022).

2024 survey responses



2022 survey responses

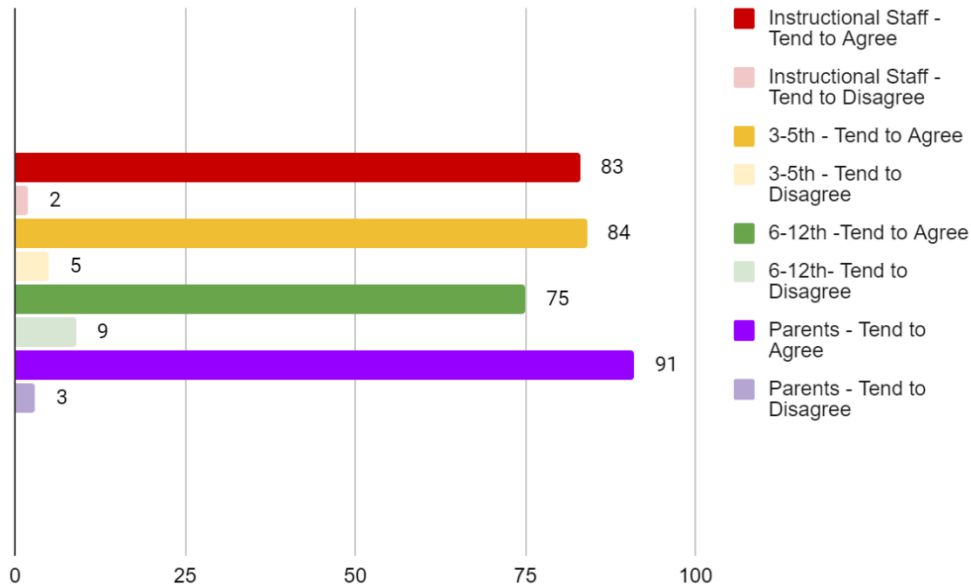


Question 12: I believe most of my students do well in school.

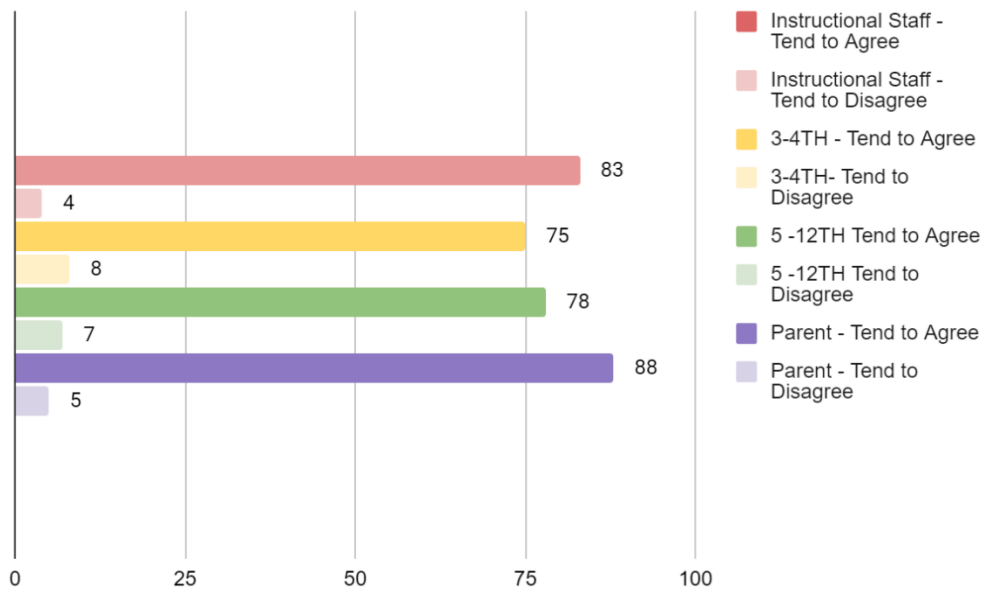
Agree responses range from a high of 91 to a low of 75 in 2024. In the 2022 survey, agree responses ranged from a high of 88 to a low of 75.

The percentage of Instructional Staff agree responses in 2024 was 83, the same as in 2022. The percentage of Parent agree responses was three points higher than in 2022 (91 in 2024 vs. 88 in 2022).

2024 survey responses



2022 survey responses

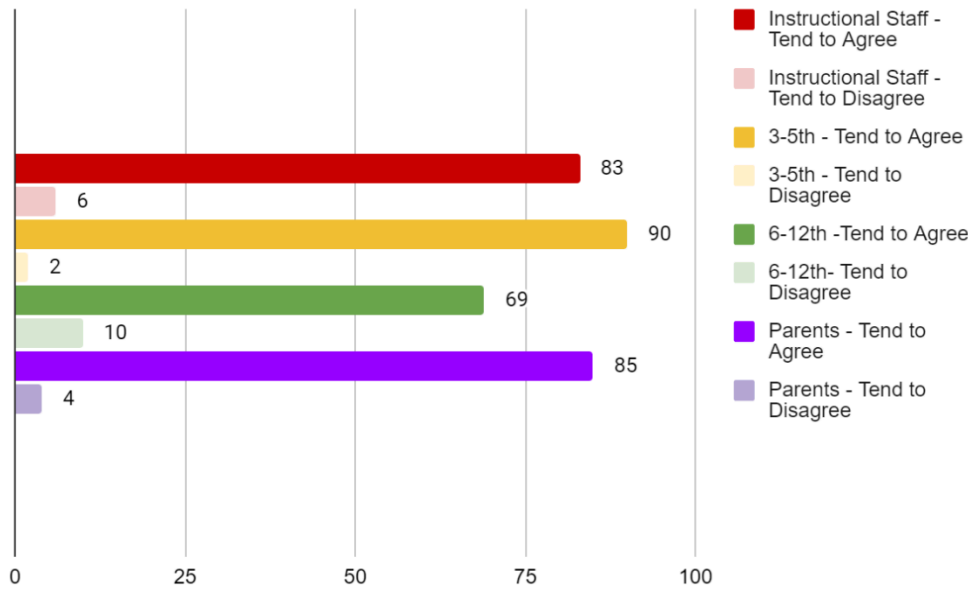


Question 15: I believe that my school is well run.

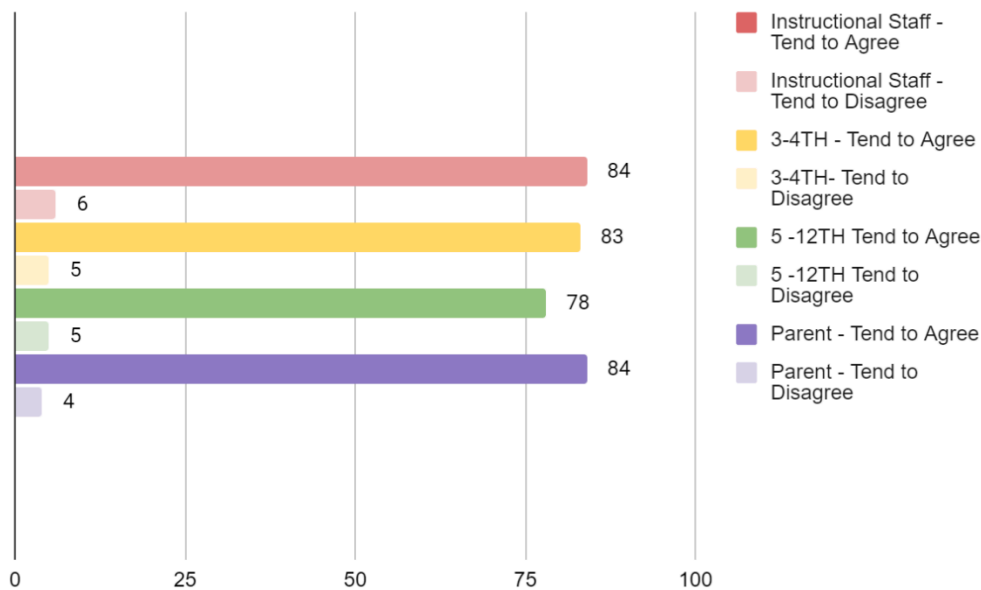
Agree responses range from a high of 90 to a low of 69 in 2024. In the 2022 survey, agree responses ranged from a high of 84 to a low of 78.

The percentage of Instructional Staff agree responses in 2024 was 83, one point lower than in 2022 (83 in 2024 vs. 84 in 2022). The percentage of Parent agree responses was one point higher than in 2022 (85 in 2024 vs. 84 in 2022).

2024 survey responses



2022 survey responses

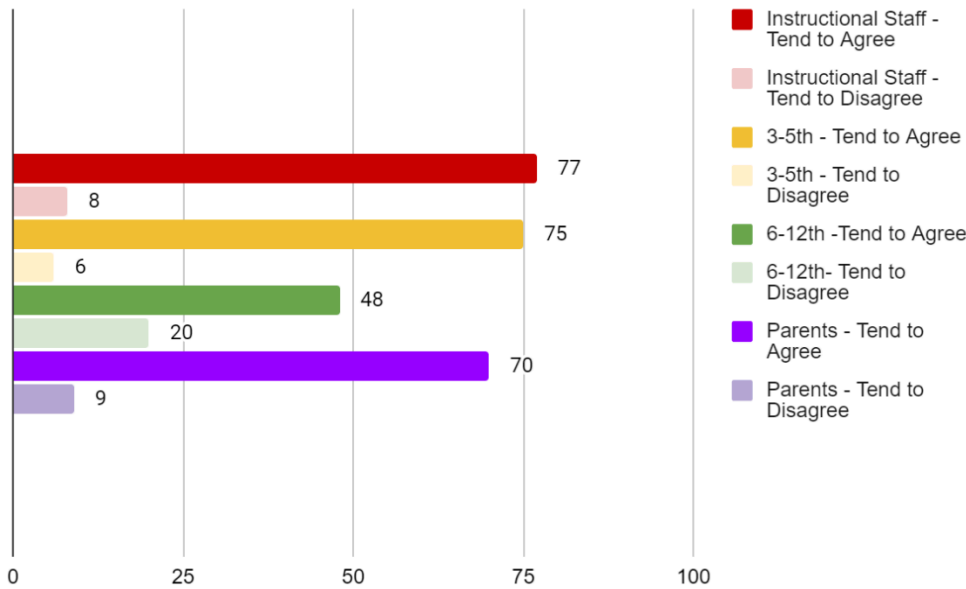


Question 19: My students' academic achievements are recognized at school.

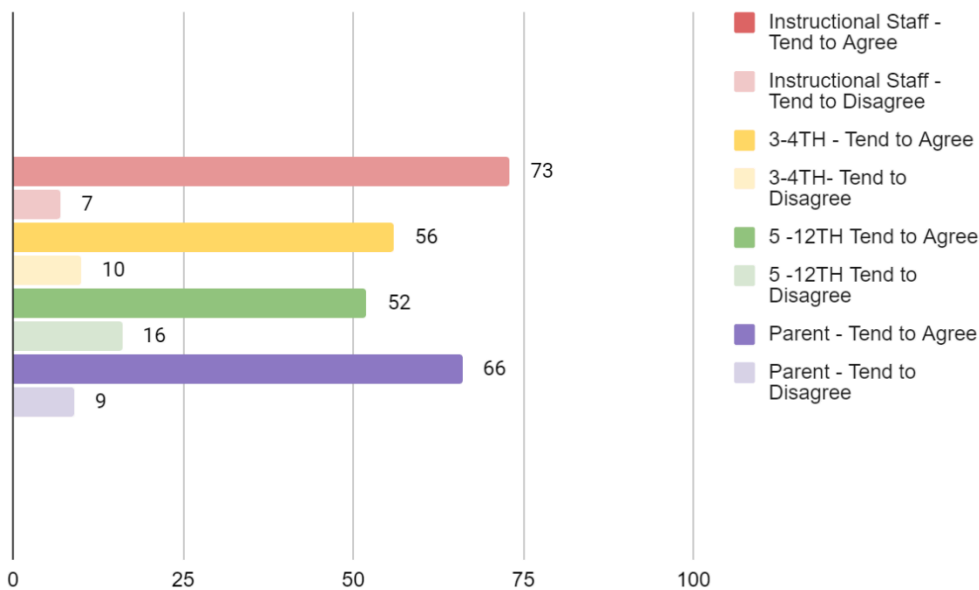
Agree responses range from a high of 77 to a low of 48 in 2024. In the 2022 survey, agree responses ranged from a high of 73 to a low of 52.

The percentage of Instructional Staff agree responses in 2024 was 77, four points higher than in 2022 (77 in 2024 vs. 73 in 2022). The percentage of Parent agree responses was also four points higher than in 2022 (70 in 2024 vs. 66 in 2022).

2024 survey responses



2022 survey responses

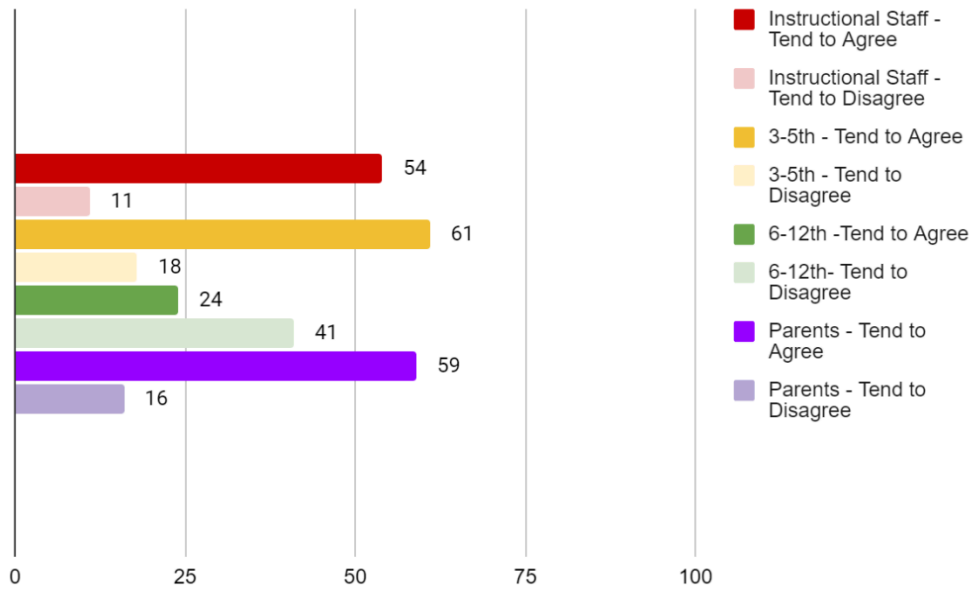


Question 22: Most of my students believe that learning is fun.

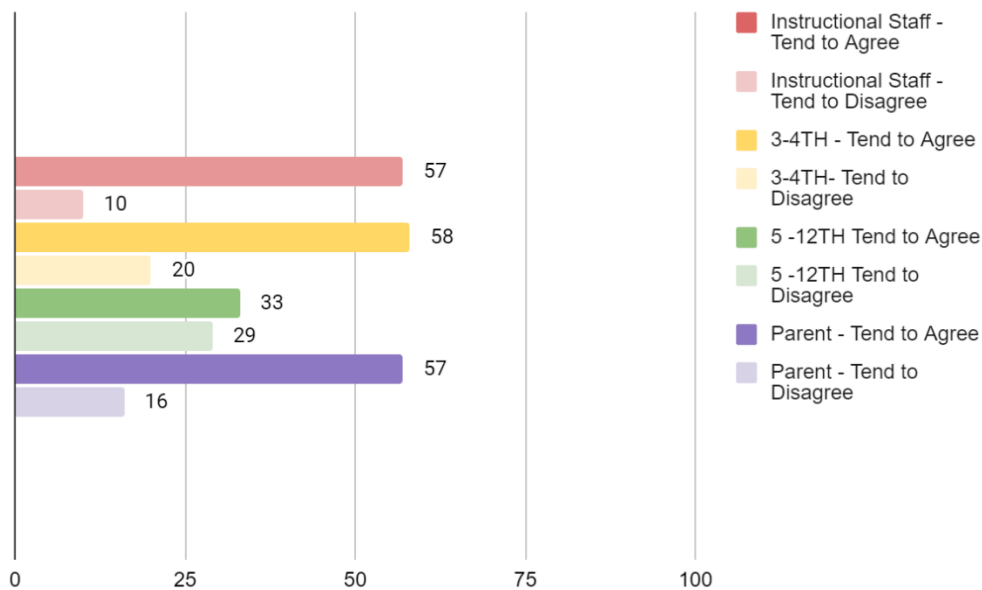
Agree responses range from a high of 59 to a low of 24 in 2024. In the 2022 survey, agree responses ranged from a high of 58 to a low of 33.

The percentage of Instructional Staff agree responses in 2024 was 54, three points lower than in 2022 (54 in 2024 vs. 57 in 2022).. The percentage of Parent agree responses was two points higher than in 2022 (59 in 2024 vs. 57 in 2022).

2024 survey responses



2022 survey responses

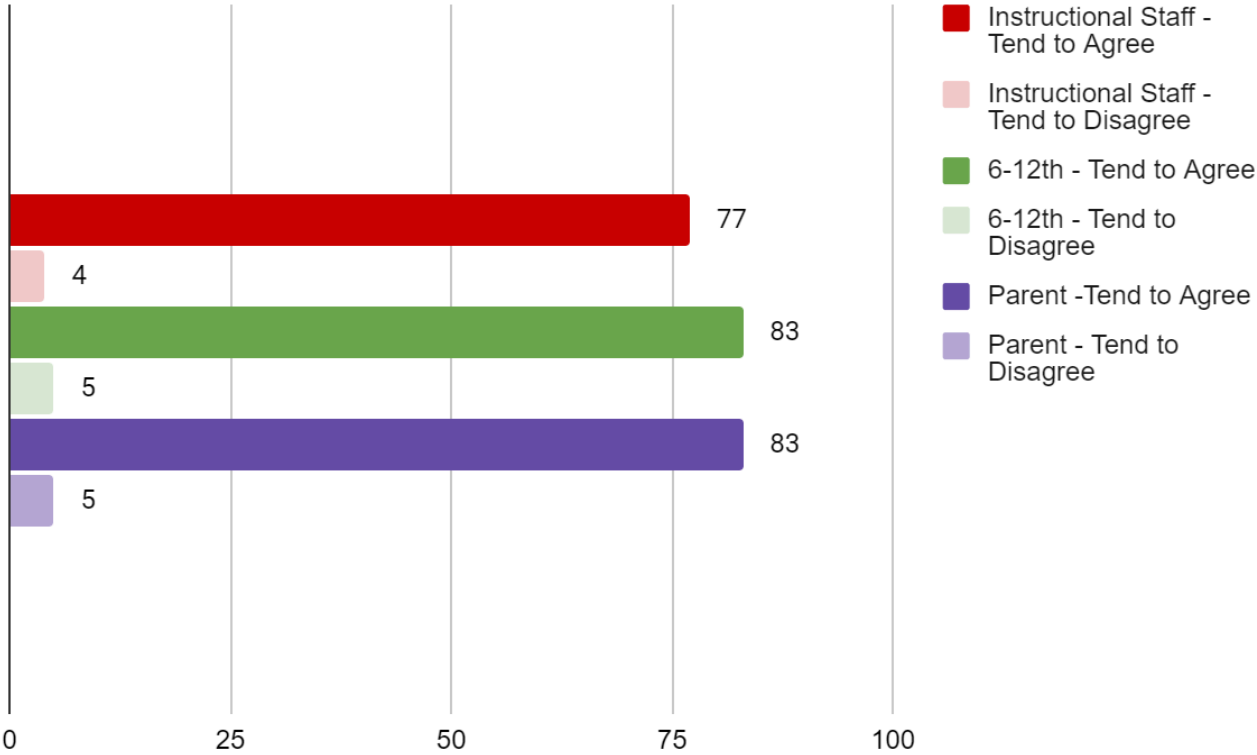


Question 24: My students are aware of the extracurricular opportunities that are available to them.

Agree responses range from a high of 83 to a low of 77 in 2024. The agree response was 77 for Instructional Staff, 83 for Parents, and 83 for students in grades 6-12. Students in grades 3-5 were not asked this question in 2024.

There is no comparable data from the 2022 climate survey.

2024 survey responses



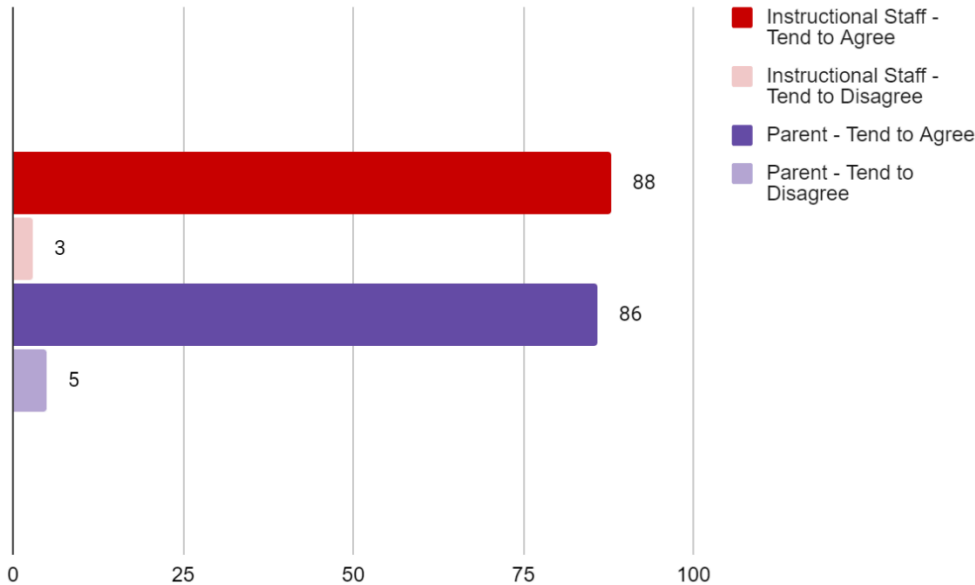
Question 29: I believe my school effectively uses technology to support learning.

Agree responses range from a high of 88 to a low of 86 in 2024. In the 2022 survey, agree responses ranged from a high of 91 to a low of 86.

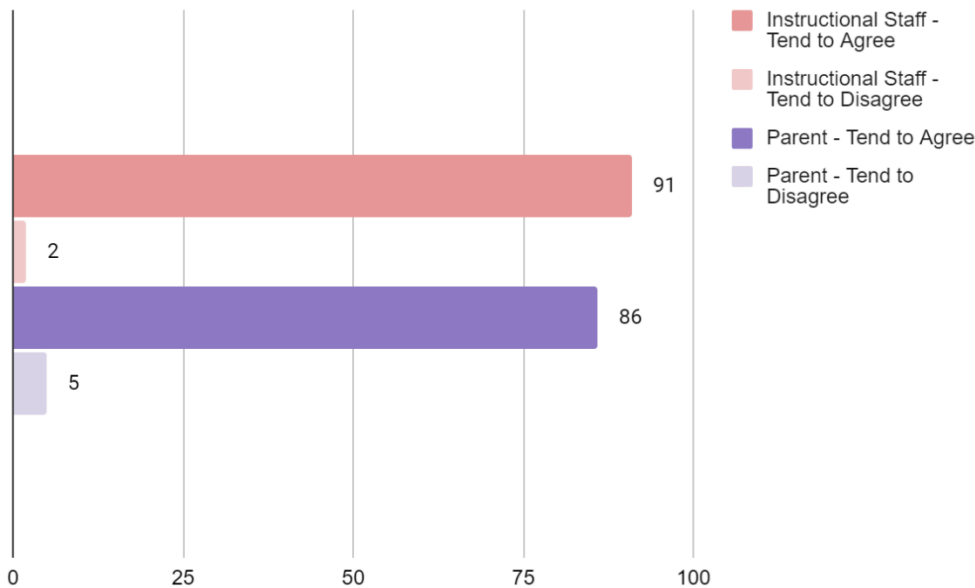
The percentage of Instructional Staff agree responses in 2024 was 88, and 91 in 2022. The percentage of Parent agree responses was the same in 2022 and 2024 at 86.

Students were not asked this question in 2022 or 2024.

2024 survey responses



2022 survey responses

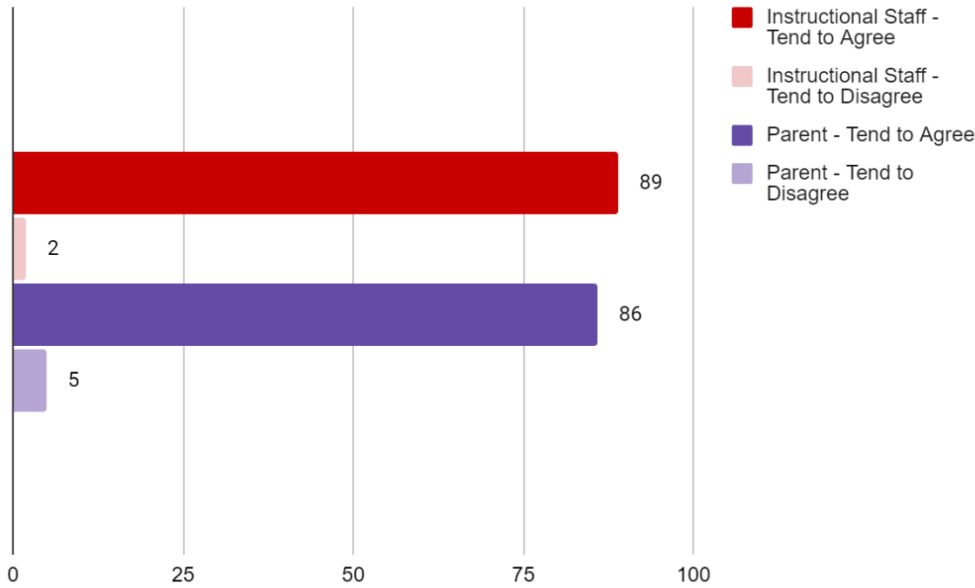


Question 30: All things considered, I am pleased with the educational program at my school.

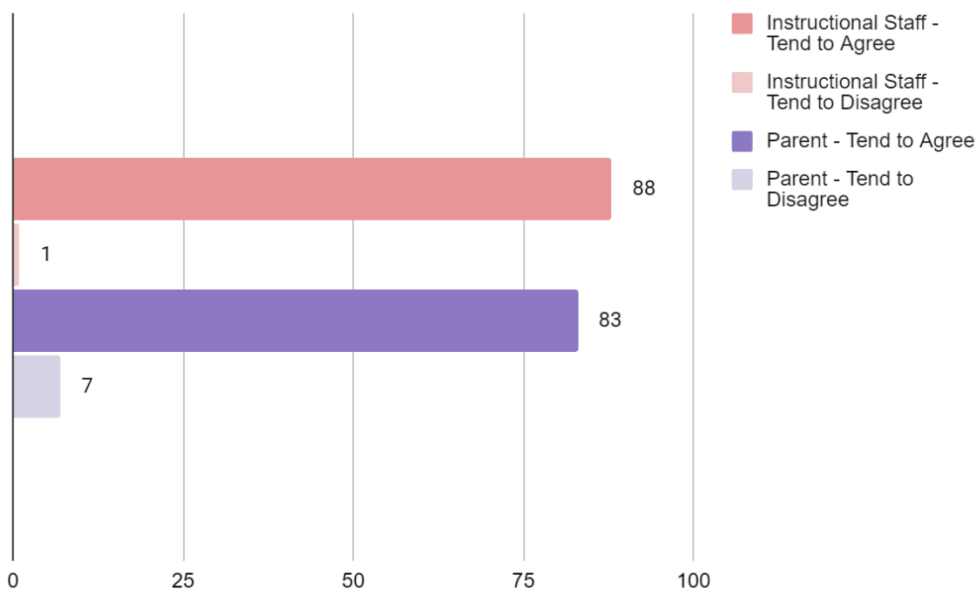
Agree responses range from a high of 89 to a low of 86 in 2024. In the 2022 survey, agree responses ranged from a high of 88 to a low of 83.

The percentage of Instructional Staff agree responses was one point higher in 2024 (89 in 2024 vs. 88 in 2022). The percentage of Parent agree responses was three points higher (86 in 2024 vs. 83 in 2022). Students were not asked this question in 2022 or 2024.

2024 survey responses

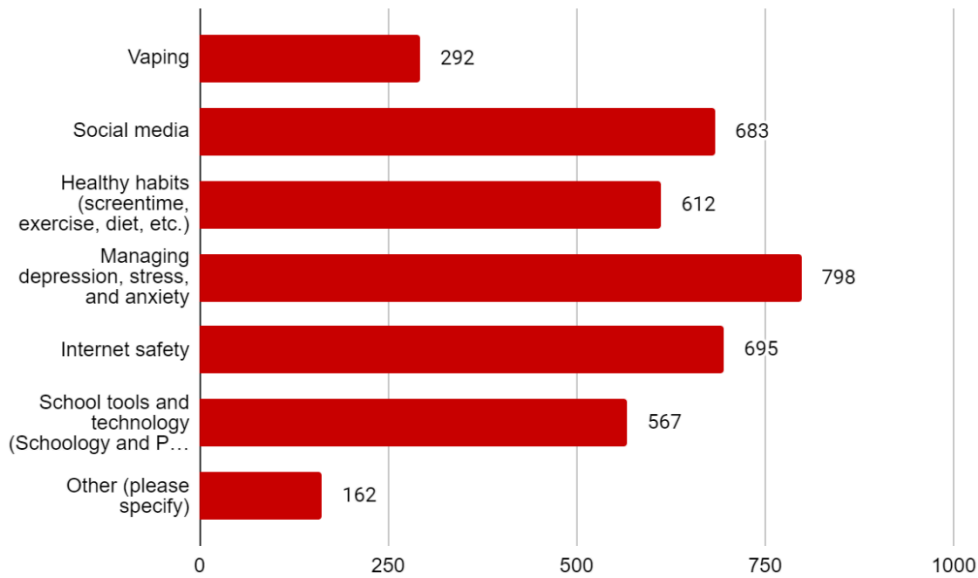


2022 survey responses



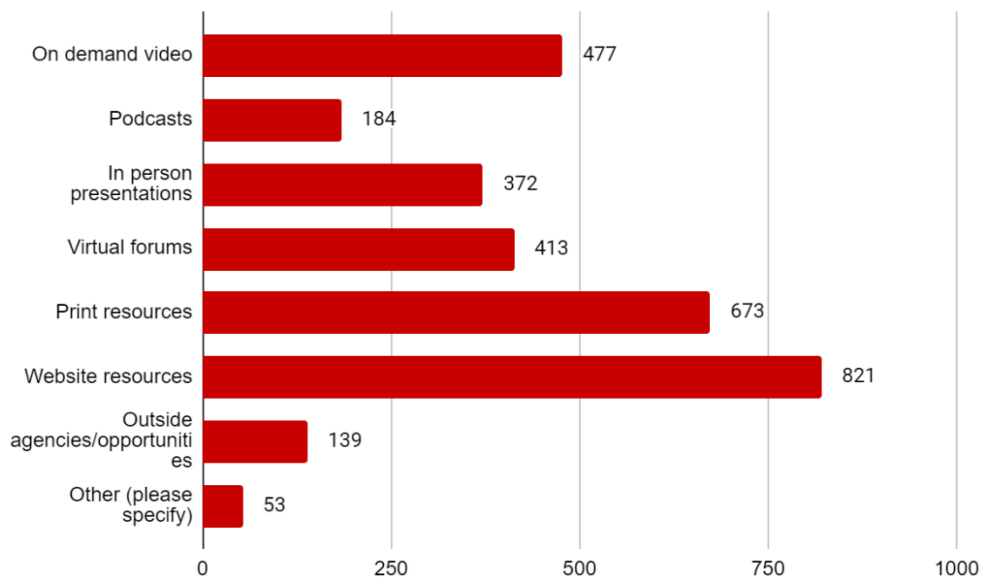
Question 31: Parents would benefit from additional information and educational opportunities on the following. (Check all that apply)

This question was only asked of parents and there is no comparable data from the 2022 climate survey.



Question 32: When considering parent information and educational opportunities, I prefer to receive that in the following methods. (Check all that apply)

This question was only asked of parents and there is no comparable data from the 2022 climate survey.



NOTE 1: List of comparable questions.

	Staff	Students	Parents
1	Most of my students enjoy coming to school.	I usually enjoy coming to school.	My child usually enjoys going to school.
2	Most of my students treat one another with respect.	At my school, students treat one another with respect.	At my child's school, I believe students show respect for others.
3	Most of the time my students feel safe at school.	Most of the time I feel safe at school.	Most of the time I believe my child feels safe at school.
4	Assignments help my students learn.	My assignments help me learn.	I believe assignments help my child learn.
5	I give my students extra help when they need it.	My teachers give me extra help when I need it.	Teachers give my child extra help when my child needs it.
6	I believe my students are learning in school.	I feel like I am learning in my classes.	I believe my child is learning in school.
7	I believe most staff members at my school treat students with respect.	Most school staff members treat me with respect.	I believe most staff members treat my child with respect.
8	I believe my students feel free to ask questions in class.	I feel free to ask questions in class.	I believe my child feels free to ask questions in class.
9	The rules for student behavior at my school are fair.	The rules for student behavior at my school are fair.	I believe the rules for student behavior at my child's school are fair.
10	Students are given consequences when they break the rules at my school.	Students are given consequences when they break the rules at my school.	I believe students are given consequences when they break the rules at my child's school.
11	If a student at my school needs help, I believe there is an adult at my school who will help.	If I need help, there is an adult at my school who will help me.	If my child needs help, I believe there is an adult at my child's school who will help.
12	I believe most of my students do well in school.	I feel like I do well in school.	I believe my child does well in school.
13	I believe most of my students follow school expectations.	Most of the students in my school follow school expectations.	I believe most of the students at my child's school follow school behavior expectations.
14	I believe that most of my students respect the adults.	Students at my school respect the adults.	I believe that students at my child's school respect the adults.
15	I believe that my school is well run.	I believe that my school is well run.	I believe that my child's school is well run.
16	Students are recognized for good behavior at my school.	Students at my school are recognized for good behavior.	I believe students are recognized for good behavior at my child's school.
17	Most of my students know how to peacefully resolve conflicts with others.	I know how to peacefully resolve conflicts with others.	I believe my child knows how to peacefully resolve conflicts with others.
18	Most of my students accept people with different beliefs and values.	Most students at my school accept people with different beliefs and values.	I believe most students at my child's school accept people with different beliefs and values.
19	My students' academic achievements are recognized at school.	My academic achievements are recognized at school.	I believe my child's academic achievements are recognized at school.
20	I feel that members of the school staff care about students.	I feel that members of the school staff care about me.	I believe that members of the school staff care about my child.
21	My students keep track of how they are doing in school.	I keep track of how I am doing in school.	I keep track of how my child is doing in school.
22	Most of my students believe that learning is fun.	Learning is fun. (LAST QUESTION FOR 3-5 STUDENTS)	My child believes that learning is fun.
23	Romeo Community Schools provides resources that support my wellness.	Romeo Community Schools provides resources that support my wellness.	Romeo Community Schools provides resources that support my child's wellness.
24	My students are aware of the extracurricular opportunities that are available to them.	I am aware of the extracurricular opportunities that are available to me.	My child is aware of the extracurricular opportunities that are available to them.
25	My students can provide input on what happens at school.	Students at my school can provide input on what happens at school.	My child can provide input on what happens at their school.
26	I believe my school is well maintained.	--NO COMPARABLE QUESTION--	I believe my child's school is well maintained.
27	I believe most parents value keeping themselves informed about how their child is doing in school.	--NO COMPARABLE QUESTION--	I am well informed about how my child is doing in school.
28	When parents say things about my school, what they say is generally positive.	--NO COMPARABLE QUESTION--	When people say things about my child's school, what they say is generally positive.
29	I believe my school effectively uses technology to support learning.	--NO COMPARABLE QUESTION--	I believe my child's school effectively uses technology to support my child's learning.
30	All things considered, I am pleased with the educational program at my school.	--NO COMPARABLE QUESTION--	All things considered, I am pleased with the educational program at my child's school.
31	--NO COMPARABLE QUESTION--	--NO COMPARABLE QUESTION--	Parents would benefit from additional information and educational opportunities on the following. (Check all that apply).
32	--NO COMPARABLE QUESTION--	--NO COMPARABLE QUESTION--	When considering parent information and educational opportunities, I prefer to receive that in the following methods (Check all that apply).
Open End Questions			
33	In our opinion, what is the single best thing about your school?	In our opinion, what is the single best thing about your school? (ONLY ASKED IN 6-12 SURVEY)	In our opinion, what is the single best thing about your child's school?
34	If you could change one thing at your school, what one thing would you change?	If you could change one thing at your school, what one thing would you change? (ONLY ASKED IN 6-12 SURVEY)	If you could change one thing at your child's school, what one thing would you change?